

**CITY OF HERMANTOWN
AGENDA**

**Utility Commission Meeting Thursday, March 12, 2026 at 5:30 pm
Council Chambers, City Hall - Hermantown Governmental Services Building**

1. ROLL CALL

2. MINUTES

Approval or Correction

A. 01/15/2026 Meeting Minutes

3. PUBLIC COMMENT

This is the time for individuals to address the Commission about any item not on the agenda. The time limit is three minutes per person. Speakers who wish to comment at this time or later on agenda items should be signed up prior to the start of the meeting. A sign-up sheet is available in the lobby prior to the meeting for verbal remarks. As always, written comments may be submitted to the City Clerk before the end of the meeting.

4. COMMUNICATIONS

A. WLSSD Discharge Monitoring Report

B. Utility Billing Update

C. MN Dept of Health - Sample Number 26A1203-01 Results

D. Email Communication — Jill Somers 4934 Greystone St.

E. 2025 WLSSD Wastewater Treatment Year-End Adjustment

5. PRESENTATIONS

A. Capital Planning for Utilities - David Bolf, City Engineer

6. OLD BUSINESS

7. NEW BUSINESS

8. REPORTS

A. Budget to Actual Expenditure Report

B. Public Works Director Report

C. Utility & Infrastructure Director Report

D. Water Loss Report

E. WLSSD Monthly Flow - Rain Fall & Flow Report

F. Comfort Systems Invoice

G. New Connections Report

9. **COMMISSION MEMBERS REPORT**

A. Barry Simonson -

B. William Berg -

C. Robert McLachlan -

D. Doug Kerfeld -

E. James Sweeney -

F. Councilor Andy Hjelle -

10. **RECESS**

**CITY OF HERMANTOWN
UTILITY COMMISION MINUTES**

**Utility Commission Meeting Thursday, January 15, 2026 at 5:30 pm
Council Chambers, City Hall - Hermantown Governmental Services Building**

CITY STAFF: Paul Senst, Public Works Director; Trish Crego, Utility & Infrastructure Director

VISITORS: 2

1. **ROLL CALL**

Bill Berg:	Present
Councilor Andy Hjelle:	Present
Doug Kerfeld:	Present
Robert McLachlan:	Absent
James Sweeney	Present

2. **MINUTES**

Approval or Correction

A. 11/20/2025 Meeting Minutes

Motion to approve November 20th, 2025 meeting minutes. This motion, made by Doug Kerfeld and seconded by James Sweeney, Carried.

Bill Berg:	Abstain
Councilor Andy Hjelle:	Yea
Doug Kerfeld:	Yea
Robert McLachlan:	Absent
James Sweeney:	Yea

Yea: 3, Nay: 0

3. **PUBLIC DISCUSSION**

A. *Brea Schminski – Data center related concerns. Commented about paying attention to the power use.*

4. **COMMUNICATIONS**

- A. WLSSD Discharge Monitoring Report – *Placed on file*
- B. Utility Billing Update – *Doug asked when an account becomes past due. Paul informed him that it is 30 days.*
- C. Environmental Protection Agency- Safe Drinking Water Act Communication – *Placed on file*
- D. MN Department of Health-Lead & Copper Site Plan Updates – *Placed on file*

5. **PRESENTATIONS**

None

6. **OLD BUSINESS**

None

7. **NEW BUSINESS**

- A. 2026 Chair and Vice Chair assignments.
 - 1. Doug Kerfeld – Chair
 - 2. James Sweeney – Vice Chair

8. **REPORTS**

- A. Budget to Actual Expenditure Report – *Noted that maybe the name of the Cable TV fund should be changed to Fiber.*
- B. Public Works Director Report – *Question about the material type of the bad pipe noted, Paul answered that it was 8” cast pipe. Paul requested that the construction standards be send to all 2026 licensed excavation contractors.*
- C. Utility & Infrastructure Director Report – *Trish shared Mediacom maps that were requested last meeting. Trish also shared 2 estimates from Mike Perell at 5338 Roosevelt Dr for sewer backup prevention. Informed commission that an agreement with the city is being worked on.*
- D. Water Loss Report – *Commission feels that water loss is much better now that we are doing water audits every other year.*
- E. WLSSD Monthly Flow - Rain Fall & Flow Report – *Paul mentioned that in 2027 or 2028 plan to fix I&I*
- F. Comfort Systems Invoice – *Placed on file*
- G. New Connections Report – *Placed on file*

9. **COMMISSION MEMBERS REPORT**

- A. Bill Berg – *No Report*
- B. Robert McLachlan – *Absent*
- C. Doug Kerfeld – *Requested to see the plans for the Zierden & Soumis projects to comment on utilities.*
- D. James Sweeney – *No report*
- E. Councilor Andy Hjelle – *Data Center status – Developer is in the process of setting up an open house to answer the publics questions.*

10. **RECESS**

(motion, roll call)

Motion to adjourn at 6:18pm. This motion, made by Doug Kerfeld and seconded by Bill Berg, Carried.

Bill Berg:	Yea
Councilor Andy Hjelle:	Yea
Doug Kerfeld:	Yea
Robert McLachlan:	Absent
James Sweeney:	Yea
Yea: 4, Nay: 0	

February 17, 2026

Minnesota Pollution Control Agency
520 Lafayette Road North
St. Paul, Minnesota 55155
ATTN: Discharge Monitoring Report

Dear Regulatory Authority,

This cover letter is a summary of Western Lake Superior Sanitary District's Wastewater Treatment Plant Report for January 2026 (as per NPDES/SDS permit MN0049786). An electronic copy of this month's report will be submitted to MPCA. If anyone would like a paper or electronic version of the attachments, please contact WLSSD at (218) 722-3336.

The average daily flow to the plant in January was 27.98 MGD.

The average influent cBOD5 concentration was 261 mg/L and the average effluent concentration was 6.9 mg/L. The cBOD5 removal efficiency for the month of January was 97 percent. The average influent and effluent suspended solids concentrations were 268 mg/L and 5.8 mg/L, respectively, providing a monthly suspended solids removal rate of 98 percent.

For the month of January, the effluent phosphorus calendar month average concentration was 0.8 mg/L and the average mass was 82 kg/d, compared to the respective calendar month average limits of 1.0 mg/L and 115 kg/d.

For the month of January, the effluent's average mercury concentration was 0.9 ng/L and the daily maximum was 0.9 ng/L. The NPDES permit limits for mercury are 5.2 ng/L calendar month average and 6.5 ng/L daily maximum. In milligrams per day, the calendar month average limit is 953 and the daily maximum limit is 1191. For the month of January, the calendar month average mercury was 96.9 mg/d, and the daily maximum was 98.0 mg/d.

Page 2

February 17, 2026

The submittal contains: Cover Letter, Sample Values Spreadsheet, DMR Calculated Values Spreadsheet, Multimedia Filter Bypass Report.

Sincerely,



Carrie Clement
Executive Director

CC/AP

Attachments

CC: Ms. Alieca Johnson
Ms. Tiffany Parr
Ms. Jill Wartner
Mr. Caleb Peterson
Mr. Derek Wolf
Mr. John Mulder

TO: Utility Commission Members

FROM: Lindsay Townsend, Utility
Billing Clerk



DATE: 03/06/2026

Meeting Date: 03/12/2026

SUBJECT: Utility Billing Update

Agenda Item: 4B

-
- Past Due Accounts as of March 6th:

120 days – 1

90 days – 4

60 days – 25

30 days – 76

- Currently have about 1700 accounts on the AMI system.

- February 2026 Billing Summary – 14,366,973 Gallons Billed

Service	Total Amount
WATER	163369.88
W-SERVICE CHARG	29458.64
WATER INFRA FEE	18054.11
STATE TAX	2230.52
HERM CITY TAX	426.75
DULUTH CITY TAX	59.97
SEWER	154264.84
S-SERVICE CHARG	8246.00
SEWER FRONT FT	45.12
STORMWATER	37210.33
COUNTY TAX	161.57
Grand Totals:	413527.73



Final Report

Minnesota Department of Health
Public Health Laboratory
Environmental Laboratory Section
601 Robert St. N., P.O. Box 64899
St. Paul, MN 55164-0899
651-201-5300

PWSID: 1690043 Program Code: HC Type: B
System Name: Hermantown
City: Hermantown

Date Received: 01/21/26 07:56 Collector Name: Drake Condon
Rep. Temp. (°C): 1.1 Collector ID: None

MDH Sample Number: 26A1203-01

Location ID: 00033 Collect Date: 01/20/26 Field Residual Chlorine Result: None
Sampling Point: 4900 Morris Thomas Road-Firehall 2 Collect Time: 09:30 Field Fluoride Result: None
Matrix: Drinking Water Field pH Result: None
Field PO4 Result: None

Results were produced by the Minnesota Department of Health, except where noted.

Haloacetic Acids, ICR

Analyte	Result	Reporting Limit	Units	Batch	Prepared	Analyzed	Init.	Method	Qualifiers
Dibromoacetic Acid	<	1.0	ug/L	B6A0880	01/28/26 11:13	01/29/26 16:20	JDN	EPA 552.3	
Dichloroacetic Acid	4.2	1.0	ug/L	B6A0880	01/28/26 11:13	01/29/26 16:20	JDN	EPA 552.3	
Monobromoacetic Acid	<	1.0	ug/L	B6A0880	01/28/26 11:13	01/29/26 16:20	JDN	EPA 552.3	
Monochloroacetic Acid	<	2.0	ug/L	B6A0880	01/28/26 11:13	01/29/26 16:20	JDN	EPA 552.3	
Trichloroacetic Acid	2.1	1.0	ug/L	B6A0880	01/28/26 11:13	01/29/26 16:20	JDN	EPA 552.3	
Surrogate: 2-Bromobutanoic Acid	109	70-130	%	B6A0880	01/28/26 11:13	01/29/26 16:20	JDN	EPA 552.3	

THMs by GCMS

Analyte	Result	Reporting Limit	Units	Batch	Prepared	Analyzed	Init.	Method	Qualifiers
Bromodichloromethane	2.0	0.5	ug/L	B6A0839	01/27/26 22:07	01/27/26 22:07	PEM	EPA 524.3	
Bromoform	<	0.5	ug/L	B6A0839	01/27/26 22:07	01/27/26 22:07	PEM	EPA 524.3	
Chlorodibromomethane	<	0.5	ug/L	B6A0839	01/27/26 22:07	01/27/26 22:07	PEM	EPA 524.3	
Chloroform	6.2	0.5	ug/L	B6A0839	01/27/26 22:07	01/27/26 22:07	PEM	EPA 524.3	
Surrogate: 1,2-Dichlorobenzene-d4	101	70-130	%	B6A0839	01/27/26 22:07	01/27/26 22:07	PEM	EPA 524.3	
Surrogate: 4-Bromofluorobenzene	98	70-130	%	B6A0839	01/27/26 22:07	01/27/26 22:07	PEM	EPA 524.3	
Surrogate: Methyl tertiary butyl ether-d3	98	70-130	%	B6A0839	01/27/26 22:07	01/27/26 22:07	PEM	EPA 524.3	

FINAL REPORT

Report ID: 02062026151342

Generated: 2/6/2026 3:13:41PM

Authorized by:

The results in this report apply only to the samples analyzed.
This report must not be reproduced, except in full, without the written approval of the laboratory.

Stefan Saravia, Environmental Laboratory Manager
Public Health Laboratory, Minnesota Department of Health

PWSID: 1690043

MDH Sample Number: 26A1203-02

Location ID: 00034	Collect Date: 01/20/26	Field Residual Chlorine Result: None
Sampling Point: 4307 County Rd 381 - School Dist	Collect Time: 09:15	Field Fluoride Result: None
	Matrix: Drinking Water	Field pH Result: None
		Field PO ₄ Result: None

Results were produced by the Minnesota Department of Health, except where noted.

Haloacetic Acids, ICR

Analyte	Result	Reporting Limit	Units	Batch	Prepared	Analyzed	Init.	Method	Qualifiers
Dibromoacetic Acid	<	1.0	ug/L	B6A0880	01/28/26 11:13	01/29/26 17:40	JDN	EPA 552.3	
Dichloroacetic Acid	4.1	1.0	ug/L	B6A0880	01/28/26 11:13	01/29/26 17:40	JDN	EPA 552.3	
Monobromoacetic Acid	<	1.0	ug/L	B6A0880	01/28/26 11:13	01/29/26 17:40	JDN	EPA 552.3	
Monochloroacetic Acid	<	2.0	ug/L	B6A0880	01/28/26 11:13	01/29/26 17:40	JDN	EPA 552.3	
Trichloroacetic Acid	2.2	1.0	ug/L	B6A0880	01/28/26 11:13	01/29/26 17:40	JDN	EPA 552.3	
Surrogate: 2-Bromobutanoic Acid	110	70-130	%	B6A0880	01/28/26 11:13	01/29/26 17:40	JDN	EPA 552.3	

THMs by GCMS

Analyte	Result	Reporting Limit	Units	Batch	Prepared	Analyzed	Init.	Method	Qualifiers
Bromodichloromethane	1.7	0.5	ug/L	B6A0839	01/27/26 22:35	01/27/26 22:35	PEM	EPA 524.3	
Bromoform	<	0.5	ug/L	B6A0839	01/27/26 22:35	01/27/26 22:35	PEM	EPA 524.3	
Chlorodibromomethane	<	0.5	ug/L	B6A0839	01/27/26 22:35	01/27/26 22:35	PEM	EPA 524.3	
Chloroform	4.7	0.5	ug/L	B6A0839	01/27/26 22:35	01/27/26 22:35	PEM	EPA 524.3	
Surrogate: 1,2-Dichlorobenzene-d4	101	70-130	%	B6A0839	01/27/26 22:35	01/27/26 22:35	PEM	EPA 524.3	
Surrogate: 4-Bromofluorobenzene	96	70-130	%	B6A0839	01/27/26 22:35	01/27/26 22:35	PEM	EPA 524.3	
Surrogate: Methyl tertiary butyl ether-d3	100	70-130	%	B6A0839	01/27/26 22:35	01/27/26 22:35	PEM	EPA 524.3	

Authorized by:

*The results in this report apply only to the samples analyzed.
This report must not be reproduced, except in full, without the written approval of the laboratory.*



Stefan Saravia, Environmental Laboratory Manager
Public Health Laboratory, Minnesota Department of Health

PWSID: 1690043

Results were produced by Minnesota Department of Health, except where noted.

Batch B6A0880 - HAA Extraction

Blank (B6A0880-BLK1)

Prepared: 01/28/26 11:13 Analyzed: 01/29/26 10:22

Analyte	Result	Reporting Limit	Units	Spike Level	Source Result	%REC	%REC Limits	RPD	RPD Limit	Init.	Qualifiers
Dibromoacetic Acid	<	1.0	ug/L							JDN	
Dichloroacetic Acid	<	1.0	ug/L							JDN	
Monobromoacetic Acid	<	1.0	ug/L							JDN	
Monochloroacetic Acid	<	2.0	ug/L							JDN	
Trichloroacetic Acid	<	1.0	ug/L							JDN	
Surrogate: 2-Bromobutanoic Acid	95	70-130	%	10						JDN	

LCS (B6A0880-BS1)

Prepared: 01/28/26 11:13 Analyzed: 01/29/26 18:59

Analyte	Result	Reporting Limit	Units	Spike Level	Source Result	%REC	%REC Limits	RPD	RPD Limit	Init.	Qualifiers
Dibromoacetic Acid	9.3	1.0	ug/L	10		93	70-130			JDN	
Dichloroacetic Acid	9.3	1.0	ug/L	10		93	70-130			JDN	
Monobromoacetic Acid	10	1.0	ug/L	10		101	70-130			JDN	
Monochloroacetic Acid	19	2.0	ug/L	20		93	70-130			JDN	
Trichloroacetic Acid	9.4	1.0	ug/L	10		94	70-130			JDN	
Surrogate: 2-Bromobutanoic Acid	102	70-130	%	10						JDN	

LCS (B6A0880-BS2)

Prepared: 01/28/26 11:13 Analyzed: 01/30/26 00:57

Analyte	Result	Reporting Limit	Units	Spike Level	Source Result	%REC	%REC Limits	RPD	RPD Limit	Init.	Qualifiers
Dibromoacetic Acid	20	1.0	ug/L	20		100	70-130			JDN	
Dichloroacetic Acid	20	1.0	ug/L	20		98	70-130			JDN	
Monobromoacetic Acid	22	1.0	ug/L	20		111	70-130			JDN	
Monochloroacetic Acid	41	2.0	ug/L	40		101	70-130			JDN	
Trichloroacetic Acid	20	1.0	ug/L	20		100	70-130			JDN	
Surrogate: 2-Bromobutanoic Acid	103	70-130	%	10						JDN	

MRL Check (B6A0880-MRL1)

Prepared: 01/28/26 11:13 Analyzed: 01/29/26 09:42

Analyte	Result	Reporting Limit	Units	Spike Level	Source Result	%REC	%REC Limits	RPD	RPD Limit	Init.	Qualifiers
Dibromoacetic Acid	1.0	1.0	ug/L	1		97	50-150			JDN	
Dichloroacetic Acid	0.9	1.0	ug/L	1		91	50-150			JDN	
Monobromoacetic Acid	1.0	1.0	ug/L	1		104	50-150			JDN	
Monochloroacetic Acid	1.9	2.0	ug/L	2		96	50-150			JDN	

FINAL REPORT

Report ID: 02062026151342

Generated: 2/6/2026 3:13:41PM

Authorized by:

The results in this report apply only to the samples analyzed.
This report must not be reproduced, except in full, without the written approval of the laboratory.



Stefan Saravia, Environmental Laboratory Manager
Public Health Laboratory, Minnesota Department of Health

PWSID: 1690043

Results were produced by Minnesota Department of Health, except where noted.

Batch B6A0880 - HAA Extraction

MRL Check (B6A0880-MRL1)

Prepared: 01/28/26 11:13 Analyzed: 01/29/26 09:42

Analyte	Result	Reporting Limit	Units	Spike Level	Source Result	%REC	%REC Limits	RPD	RPD Limit	Init.	Qualifiers
Trichloroacetic Acid	1.0	1.0	ug/L	1		102	50-150			JDN	
Surrogate: 2-Bromobutanoic Acid	97	70-130	%	10						JDN	

Matrix Spike (B6A0880-MS1)

Source: 26A1227-02

Prepared: 01/28/26 11:13 Analyzed: 01/29/26 11:42

Analyte	Result	Reporting Limit	Units	Spike Level	Source Result	%REC	%REC Limits	RPD	RPD Limit	Init.	Qualifiers
Dibromoacetic Acid	20	1.0	ug/L	20	<	98	70-130			JDN	
Dichloroacetic Acid	29	1.0	ug/L	20	11	94	70-130			JDN	
Monobromoacetic Acid	21	1.0	ug/L	20	<	105	70-130			JDN	
Monochloroacetic Acid	37	2.0	ug/L	40	<	94	70-130			JDN	
Trichloroacetic Acid	32	1.0	ug/L	20	12	100	70-130			JDN	
Surrogate: 2-Bromobutanoic Acid	105	70-130	%	10						JDN	

Matrix Spike Dup (B6A0880-MSD1)

Source: 26A1227-02

Prepared: 01/28/26 11:13 Analyzed: 01/29/26 12:21

Analyte	Result	Reporting Limit	Units	Spike Level	Source Result	%REC	%REC Limits	RPD	RPD Limit	Init.	Qualifiers
Dibromoacetic Acid	20	1.0	ug/L	20	<	96	70-130	1	30	JDN	
Dichloroacetic Acid	29	1.0	ug/L	20	11	93	70-130	0.2	30	JDN	
Monobromoacetic Acid	21	1.0	ug/L	20	<	105	70-130	0.03	30	JDN	
Monochloroacetic Acid	38	2.0	ug/L	40	<	94	70-130	0.6	30	JDN	
Trichloroacetic Acid	32	1.0	ug/L	20	12	98	70-130	0.9	30	JDN	
Surrogate: 2-Bromobutanoic Acid	105	70-130	%	10						JDN	

Authorized by:

The results in this report apply only to the samples analyzed.
This report must not be reproduced, except in full, without the written approval of the laboratory.



Stefan Saravia, Environmental Laboratory Manager
Public Health Laboratory, Minnesota Department of Health

PWSID: 1690043

Results were produced by Minnesota Department of Health, except where noted.

Batch B6A0839 - EPA 524 Prep

Blank (B6A0839-BLK1)

Prepared: 01/27/26 11:16 Analyzed: 01/27/26 11:16

Analyte	Result	Reporting Limit	Units	Spike Level	Source Result	%REC	%REC Limits	RPD	RPD Limit	Init.	Qualifiers
Bromodichloromethane	<	0.5	ug/L							PEM	
Bromoform	<	0.5	ug/L							PEM	
Chlorodibromomethane	<	0.5	ug/L							PEM	
Chloroform	<	0.5	ug/L							PEM	
Surrogate: 1,2-Dichlorobenzene-d4	99	70-130	%	10						PEM	
Surrogate: 4-Bromofluorobenzene	99	70-130	%	10						PEM	
Surrogate: Methyl tertiary butyl ether-d3	98	70-130	%	10						PEM	

LCS (B6A0839-BS1)

Prepared: 01/27/26 17:36 Analyzed: 01/27/26 17:36

Analyte	Result	Reporting Limit	Units	Spike Level	Source Result	%REC	%REC Limits	RPD	RPD Limit	Init.	Qualifiers
Bromodichloromethane	3.8	0.5	ug/L	4		95	70-130			PEM	
Bromoform	4.2	0.5	ug/L	4		105	70-130			PEM	
Chlorodibromomethane	4.0	0.5	ug/L	4		101	70-130			PEM	
Chloroform	3.9	0.5	ug/L	4		97	70-130			PEM	
Surrogate: 1,2-Dichlorobenzene-d4	101	70-130	%	10						PEM	
Surrogate: 4-Bromofluorobenzene	99	70-130	%	10						PEM	
Surrogate: Methyl tertiary butyl ether-d3	98	70-130	%	10						PEM	

Duplicate (B6A0839-DUP1)

Source: 26A1186-02

Prepared: 01/27/26 17:09 Analyzed: 01/27/26 17:09

Analyte	Result	Reporting Limit	Units	Spike Level	Source Result	%REC	%REC Limits	RPD	RPD Limit	Init.	Qualifiers
Bromodichloromethane	6.4	0.5	ug/L		6.6			3	30	PEM	
Bromoform	<	0.5	ug/L		<				30	PEM	
Chlorodibromomethane	1.3	0.5	ug/L		1.1			14	30	PEM	
Chloroform	17	0.5	ug/L		17			2	30	PEM	
Surrogate: 1,2-Dichlorobenzene-d4	100	70-130	%	10						PEM	
Surrogate: 4-Bromofluorobenzene	96	70-130	%	10						PEM	
Surrogate: Methyl tertiary butyl ether-d3	100	70-130	%	10						PEM	

Matrix Spike (B6A0839-MS1)

Source: 26A1186-01

Prepared: 01/27/26 11:43 Analyzed: 01/27/26 11:43

Analyte	Result	Reporting Limit	Units	Spike Level	Source Result	%REC	%REC Limits	RPD	RPD Limit	Init.	Qualifiers
Bromodichloromethane	12	0.5	ug/L	6	6.7	92	70-130			PEM	
Bromoform	5.4	0.5	ug/L	6	<	90	70-130			PEM	

FINAL REPORT

Report ID: 02062026151342

Generated: 2/6/2026 3:13:41PM

Authorized by:

The results in this report apply only to the samples analyzed.
This report must not be reproduced, except in full, without the written approval of the laboratory.



Stefan Saravia, Environmental Laboratory Manager
Public Health Laboratory, Minnesota Department of Health

PWSID: 1690043

Results were produced by Minnesota Department of Health, except where noted.

Batch B6A0839 - EPA 524 Prep

Analyte	Source: 26A1186-01				Prepared: 01/27/26 11:43 Analyzed: 01/27/26 11:43						
	Result	Reporting Limit	Units	Spike Level	Source Result	%REC	%REC Limits	RPD	RPD Limit	Init.	Qualifiers
Chlorodibromomethane	6.7	0.5	ug/L	6	1.3	90	70-130			PEM	
Chloroform	23	0.5	ug/L	6	17	87	70-130			PEM	
Surrogate: 1,2-Dichlorobenzene-d4	98	70-130	%	10						PEM	
Surrogate: 4-Bromofluorobenzene	96	70-130	%	10						PEM	
Surrogate: Methyl tertiary butyl ether-d3	101	70-130	%	10						PEM	

Work Order Comments

Samples were received in proper condition.

Authorized by:

*The results in this report apply only to the samples analyzed.
This report must not be reproduced, except in full, without the written approval of the laboratory.*



Stefan Saravia, Environmental Laboratory Manager
Public Health Laboratory, Minnesota Department of Health




Mon 2/9/2026 11:07 AM

Jill Somers <jrsomers777@gmail.com>

December 19 Utility Bill

To  CH-Lindsay Townsend

 You replied to this message on 2/9/2026 11:14 AM.

As we discussed, we are contesting the utility bill we received for the billing period of 11/14/2025 to 12/15/2025. We were billed for usage of 20,700 gallons of water. That is more than 4 times our normal usage. We were not even home for about half of that time period and no one was in our house or had access to our house. Based on the findings of the two maintenance engineers that came to our house, there are no leaks, no running toilets, no running faucets inside or out, etc. The next bill we received for the billing period of 12/15/2025 to 01/15/2025 reflected our normal usage again.

We will attend the meeting on March 12 at 5:30 to address this issue with the PUC board.

Jill Somers
4934 Greystone Street
218-340-9859



Western Lake Superior Sanitary District
2626 Courtland Street, Duluth, MN 55806
resourcerenew.com

RECEIVED
FEB 26 2026

February 19, 2026

City of Hermantown
Mr. John Mulder
City Administrator
5105 Maple Grove Road
Hermantown, MN 55811

Subject: 2025 Wastewater Treatment Year-End Adjustment

Dear Mr. Mulder:

At the close of each year, we notify our wastewater treatment users of the year-end adjustment based on the actual flow and load data, and treatment costs.

For 2025, the WLSSD Board has approved total wastewater charges of \$30,296,079 as shown in the attached comparison of billed (budget) to required charges (actual) for 2025. Each wastewater user will receive additional charges or credits based upon their actual flows and loads as compared to budget. This amount will be spread evenly over the 12-month period in 2026.

Attached is a table summarizing the 2025 billing as compared to the 2025 required actual. For the City of Hermantown, the total year-end adjustment for 2025 is a credit of \$22,372 and will be on your 2026 monthly bills as a credit of \$1,864. The primary contributor were lower BOD than the 2025 budgeted values.

Please contact me at 740-4788 if you have any questions.

Sincerely,

Cathy A Remington
Director of Finance

Attachment

2025 Year End Adjustment

	BILLED 2025	REQUIRED 2025	YEAR-END ADJUSTMENT
DULUTH	10,497,845	9,845,394	(\$652,451)
CLOQUET	1,039,683	1,050,832	\$11,149
PROCTOR	355,130	330,409	(\$24,721)
HERMANTOWN	647,817	625,445	(\$22,372)
ESKO	183,824	175,295	(\$8,529)
SCANLON	154,253	82,038	(\$72,215)
CARLTON	136,927	132,075	(\$4,852)
RICE LAKE	59,832	52,589	(\$7,243)
TWIN LAKE	71,895	66,104	(\$5,791)
PIKE LAKE	90,802	78,327	(\$12,475)
KNIFE RIVER	\$22,892	20,833	(\$2,059)
OLIVER	18,908	17,823	(\$1,085)
THOMSON	9,957	8,660	(\$1,296)
WRENSHALL	28,854	28,815	(\$39)
JAY COOKE	2,634	2,957	\$323
MIDWAY	5,985	6,631	\$646
MPCA LANDFILL	9,255	8,344	(\$911)
UNUSED	-	-	\$0
DULUTH/NORTH SHORE	56,933	54,604	(\$2,330)
MUNICIPALITIES SUBTOTAL	13,393,424	12,587,174	(\$806,250)
SAPPI	14,335,876	15,135,182	\$799,306
GEORGIA PACIFIC	11,754	11,754	\$0
USG	783,276	774,210	(\$9,066)
SOFIDEL	1,574,381	1,594,774	\$20,393
SPECIALTY MINERALS	197,367	192,985	(\$4,382)
INDUSTRIES SUBTOTAL	16,902,654	\$17,708,905	\$806,250
TOTAL DISTRICT	\$30,296,078	\$30,296,079	\$0

**2025 Year End Adjustment
Wastewater Unit Costs**

<u>VOLUME</u>	<u>BUDGET 2025</u>	<u>REQUIRED 2025</u>	<u>% CHANGE</u>
FLOW (MGD)	35.20	30.79	-12.52%
BOD (LBS/DAY)	60,044	50,636	-15.67%
SUSPENDED SOLIDS (LBS/DAY)	45,940	53,857	17.23%
<u>O & M UNIT COSTS</u>			
FLOW (COST/1000 GAL)	\$0.7286	\$0.8311	14.07%
PEAK FLOW	\$0.0389	\$0.0306	-21.31%
BOD (COST/LB)	\$0.2398	\$0.2847	18.75%
SUSPENDED SOLIDS (COST/LB)	\$0.3149	\$0.2704	-14.11%
<u>O & M + DEBT SERVICE UNIT COSTS</u>			
FLOW (COST/1000 GAL)	\$0.9699	\$1.0724	10.57%
PEAK FLOW	\$0.0980	\$0.0862	-12.02%
BOD (COST/LB)	\$0.2985	\$0.3434	15.06%
SUSPENDED SOLIDS (COST/LB)	\$0.3775	\$0.3321	-12.02%
DOMESTIC EQUIV (COST/1000GAL)	\$2.1955	\$2.2855	4.10%

2025 FLOW (MGD)

	BUDGET		VARIANCE
	2025	AVG THROUGH 12/31/2025	
DULUTH	13.000	9.509	(3.491)
CLOQUET	1.000	1.005	0.005
HERMANTOWN	0.650	0.658	0.008
PROCTOR	0.400	0.314	(0.087)
ESKO (Includes Helb/Lars)	0.2062	0.157	(0.050)
SCANLON	0.169	0.060	(0.109)
CARLTON	0.160	0.134	(0.026)
THOMSON (City only)	0.009	0.007	(0.002)
TWIN LAKES	0.040	0.034	(0.006)
RICE LAKE	0.060	0.050	(0.010)
OLIVER	0.020	0.017	(0.003)
PIKE LAKE	0.100	0.081	(0.019)
KNIFE RIVER	0.024	0.019	(0.005)
MPCA LANDFILL	0.003	0.001	(0.002)
WRENSHALL	0.030	0.030	(0.001)
JAY COOKE	0.002	0.0021	0.000
BUFFALO/MIDWAY	0.0050	0.006	0.0006
DULUTH/NORTH SHOI	0.057	0.050	(0.007)
MUNICIPAL SUBTOTA	15.935	12.132	(3.804)
SAPPI	17.019	16.515	(0.504)
USG	0.550	0.412	(0.138)
SOFIDEL AMERICA	1.500	1.523	0.023
SPECIALTY MINERAL	0.195	0.211	0.016
INDUSTRIAL SUBTOT	19.264	18.661	(0.603)
TOTAL FLOW	35.199	30.793	(4.407)

2025 BOD (LBS/DAY)

	BUDGET 2025	AVG THROUGH 12/31/2025	VARIANCE
DULUTH	13,200	11,975	(1,225)
CLOQUET	1,493	1,500	7
HERMANTOWN	1,150	1,011	(139)
PROCTOR	475	386	(89)
ESKO (Includes Helb/Lars)	269	269	0
SCANLON	282	99	(183)
CARLTON	171	171	0
THOMSON (City only)	15	12	(3)
TWIN LAKES	153	143	(10)
RICE LAKE	100	83	(17)
OLIVER	33	29	(4)
PIKE LAKE	167	134	(33)
KNIFE RIVER	40	32	(8)
MPCA LANDFILL	5	2	(3)
WRENSHALL	50	49	(1)
JAY COOKE	3	3	(0)
BUFFALO/MIDWAY	13	13	0
DULUTH/NORTH SHO	95	83	(12)
MUNICIPAL SUBTOT	17,715	15,994	(1,721)
SAPPI	40,000	32,984	(7,016)
USG	2,000	1,318	(682)
SOFIDEL AMERICA	325	334	9
SPECIALTY MINERAL	5	6	1
INDUSTRIAL SUBTOT	42,330	34,642	(7,688)
TOTAL BOD	60,045	50,636	(9,409)

2025 SUSPENDED SOLIDS (LBS/DAY)

	BUDGET	AVG THROUGH	
	2025	12/31/2025	VARIANCE
DULUTH	17,000	17,543	543
CLOQUET	2,000	2,204	204
HERMANTOWN	1,100	1,108	8
PROCTOR	550	595	45
ESKO	322	322	0
(Includes Helb/Lars)			
SCANLON	282	99	(183)
CARLTON	206	206	0
THOMSON	13	12	(1)
(City only)			
TWIN LAKES	133	129	(4)
RICE LAKE	100	83	(17)
OLIVER	33	29	(4)
PIKE LAKE	167	134	(33)
KNIFE RIVER	37	32	(5)
MPCA LANDFILL	5	2	(3)
WRENSHALL	50	49	(1)
JAY COOKE	3	3	(0)
BUFFALO/MIDWAY	8	9	1
DULUTH/NORTH SHOI	95	83	(12)
MUNICIPAL SUBTOTA	22,104	22,642	538
SAPPI	20,035	27,712	7,677
USG	3,000	2,515	(485)
SOFIDEL AMERICA	300	363	63
SPECIALTY MINERAL	500	625	125
INDUSTRIAL SUBTOT	23,835	31,215	7,380
TOTAL DISTRICT	45,939	53,857	7,918

Teish
Kevin
ut.l.ty Cmn

260 Cable TV Fund

Account	Object	Committed Current Month	Committed YTD	Original Appropriation	Current Appropriation	Available Appropriation	% (17) Commit
456100							
456101	Cable						
101	Full-Time Employees - Regular	435.36	698.11	5,875.00	5,875.00	5,176.89	12 %
103	Part-Time Employees - Regular	550.00	1,100.00	5,693.00	5,693.00	4,593.00	19 %
121	PERA Contributions -	33.89	54.35	441.00	441.00	386.65	12 %
128	Social Security	61.23	111.70	717.00	717.00	605.30	16 %
129	Medicare	14.32	26.14	168.00	168.00	141.86	16 %
131	Health Insurance	76.27	190.05	1,108.00	1,108.00	917.95	17 %
133	Life Insurance	0.74	1.19	10.00	10.00	8.81	12 %
134	Disability Insurance	1.18	1.91	16.00	16.00	14.09	12 %
136	MSRS	4.81	7.72	62.00	62.00	54.28	12 %
137	PFML	4.41	8.01	102.00	102.00	93.99	8 %
151	Workers Compensation	0.00	0.00	18.00	18.00	18.00	%
308	Legal Fees	0.00	0.00	500.00	500.00	500.00	%
319	Contracted Services	0.00	0.00	2,500.00	2,500.00	2,500.00	%
322	Internet	0.00	99.99	0.00	0.00	-99.99	%
331	Travel Expense	16.62	26.71	0.00	0.00	-26.71	%
404	Equipment Maintenance	0.00	0.00	9,000.00	9,000.00	9,000.00	%
	Account Total:	1,198.83	2,325.88	26,210.00	26,210.00	23,884.12	9 %
	Account Group Total:	1,198.83	2,325.88	26,210.00	26,210.00	23,884.12	9 %
	Fund Total:	1,198.83	2,325.88	26,210.00	26,210.00	23,884.12	9 %

601 Water Enterprise Fund

Account	Object	Committed Current Month	Committed YTD	Original Appropriation	Current Appropriation	Available Appropriation	% (17) Commit
494300	Water Distribution						
494300	Water Distribution			198,292.00	198,292.00	203,155.72	-2 %
101	Full-Time Employees - Regular	13,648.02	-4,863.72	20,900.00	20,900.00	19,076.71	9 %
102	Full-Time Employees - Overtime	955.24	1,823.29	16,439.00	16,439.00	14,695.09	11 %
121	PERA Contributions -	1,095.23	1,743.91	13,590.00	13,590.00	13,859.41	-2 %
128	Social Security	855.06	-269.41	3,178.00	3,178.00	3,241.02	-2 %
129	Medicare	199.98	-63.02	90,311.00	90,311.00	75,708.42	16 %
131	Health Insurance	5,863.80	14,602.58	262.00	262.00	232.33	11 %
133	Life Insurance	18.45	29.67	1,252.00	1,252.00	1,122.38	10 %
134	Disability Insurance	74.84	129.62	520.00	520.00	471.78	9 %
136	MSRS	30.00	48.22	1,929.00	1,929.00	1,820.64	6 %
137	PFML	64.22	108.36	7,904.00	7,904.00	7,904.00	%
151	Workers Compensation	0.00	0.00	7,354.00	7,354.00	6,871.05	7 %
212	Motor Fuels	261.62	482.95	625.00	625.00	429.18	31 %
216	Uniforms	81.48	195.82	12,500.00	12,500.00	12,500.00	%
219	Other Operating Equipment	0.00	0.00	12,690.00	12,690.00	11,772.76	7 %
221	General Supplies	519.09	917.24	25,750.00	25,750.00	9,653.79	63 %
228	Utility System Maint Supplies	0.00	16,096.21	4,100.00	4,100.00	4,100.00	%
314	Computer/Software Fees	0.00	0.00	2,627.00	2,627.00	2,504.03	5 %
315	School & Conference	0.00	122.97	15,000.00	15,000.00	10,704.00	29 %
319	Contracted Services	2,298.00	4,296.00	1,370.00	1,370.00	1,370.00	%
321	Telephone	0.00	0.00	0.00	0.00	-106.11	%
325	Postage	0.00	106.11	525.00	525.00	525.00	%
331	Travel Expense	0.00	0.00	263.00	263.00	263.00	%
351	Legal Notices Publishing	0.00	0.00	5,827.00	5,827.00	5,827.00	%
361	General Liability Insurance	0.00	0.00	1,495,820.00	1,495,820.00	1,373,269.39	8 %
382	Water Purchases	122,550.61	122,550.61	4,080.00	4,080.00	4,080.00	%
404	Equipment Maintenance	0.00	0.00	2,040.00	2,040.00	2,040.00	%
406	Vehicle Maintenance	0.00	0.00	7,650.00	7,650.00	3,890.00	49 %
413	Equipment Rental	780.00	3,760.00	510.00	510.00	510.00	%
417	Uniform Rental	0.00	0.00	900.00	900.00	-125.00	114 %
451	Dues & Subscriptions	0.00	1,025.00	1,576.00	1,576.00	1,532.85	3 %
460	Permits & Licenses	0.00	43.15	263.00	263.00	263.00	%
470	Booster Pump Repairs	0.00	0.00	44,000.00	44,000.00	42,805.02	3 %
471	Water Line Repairs	1,083.12	1,194.98	31,518.00	31,518.00	31,518.00	%
472	Hydrant Repairs	0.00	0.00	2,031,565.00	2,031,565.00	1,867,484.46	8 %
	Account Total:	150,378.76	164,080.54	2,031,565.00	2,031,565.00	1,867,484.46	8 %
	Account Group Total:	150,378.76	164,080.54	2,031,565.00	2,031,565.00	1,867,484.46	8 %
494400	Water Administration and General						
494400	Water Administration and General			138,598.00	138,598.00	144,613.54	-4 %
101	Full-Time Employees - Regular	10,412.94	-6,015.54	713.00	713.00	713.00	%
102	Full-Time Employees - Overtime	0.00	0.00	10,395.00	10,395.00	9,133.32	12 %
121	PERA Contributions -	787.20	1,261.68	8,593.00	8,593.00	9,023.48	-5 %
128	Social Security	609.82	-430.48	2,010.00	2,010.00	2,110.68	-5 %
129	Medicare	142.62	-100.68	42,739.00	42,739.00	35,061.55	18 %
131	Health Insurance	3,006.47	7,677.45	264.00	264.00	232.28	12 %
133	Life Insurance	19.64	31.72	653.00	653.00	574.08	12 %
134	Disability Insurance	47.32	78.92	1,690.00	1,690.00	1,502.28	11 %
136	MSRS	116.80	187.72	1,226.00	1,226.00	1,152.30	6 %
137	PFML	46.19	73.70				

601 Water Enterprise Fund

Account	Object	Committed Current Month	Committed YTD	Original Appropriation	Current Appropriation	Available Appropriation	% (17) Commit
151	Workers Compensation	0.00	0.00	925.00	925.00	925.00	%
201	Office Supplies	0.00	0.00	240.00	240.00	240.00	%
202	Printing Supplies	0.00	0.00	395.00	395.00	395.00	%
301	Audit/Account Services	0.00	0.00	9,750.00	9,750.00	9,750.00	%
303	Banking Fees	0.00	1,496.58	14,000.00	14,000.00	12,503.42	11 %
305	Engineer Fees	0.00	0.00	13,000.00	13,000.00	13,000.00	%
308	Legal Fees	0.00	0.00	2,800.00	2,800.00	2,800.00	%
314	Computer/Software Fees	0.00	0.00	2,600.00	2,600.00	2,600.00	%
315	School & Conference	0.00	0.00	900.00	900.00	900.00	%
319	Contracted Services	0.00	636.27	11,500.00	11,500.00	10,863.73	6 %
321	Telephone	39.63	491.37	5,300.00	5,300.00	4,808.63	9 %
322	Internet	0.00	47.45	600.00	600.00	552.55	8 %
323	Gopher One Call Locates	0.00	68.07	1,200.00	1,200.00	1,131.93	6 %
325	Postage	62.78	62.78	555.00	555.00	492.22	11 %
331	Travel Expense	83.08	133.52	1,325.00	1,325.00	1,191.48	10 %
351	Legal Notices Publishing	0.00	0.00	1,700.00	1,700.00	1,700.00	%
361	General Liability Insurance	0.00	0.00	14,880.00	14,880.00	14,880.00	%
381	Electricity	1,143.31	2,176.81	11,450.00	11,450.00	9,273.19	19 %
383	Heating Gas	0.00	663.05	4,800.00	4,800.00	4,136.95	14 %
405	Computer Maintenance	166.76	11,503.54	31,896.00	31,896.00	20,392.46	36 %
420	Depreciation Expenses	0.00	0.00	300,000.00	300,000.00	300,000.00	%
451	Dues & Subscriptions	0.00	0.00	300.00	300.00	300.00	%
460	Permits & Licenses	0.00	0.00	50.00	50.00	50.00	%
720	Transfer Out	0.00	0.00	69,142.00	69,142.00	69,142.00	%
	Account Total:	16,684.56	20,043.93	706,189.00	706,189.00	686,145.07	3 %
	Account Group Total:	16,684.56	20,043.93	706,189.00	706,189.00	686,145.07	3 %
495000	Transfer Out						
495000	Transfer Out	0.00	0.00	40,000.00	40,000.00	40,000.00	%
720	Transfer Out	0.00	0.00	40,000.00	40,000.00	40,000.00	%
	Account Total:	0.00	0.00	40,000.00	40,000.00	40,000.00	%
	Account Group Total:	0.00	0.00	40,000.00	40,000.00	40,000.00	%
	Fund Total:	167,063.32	184,124.47	2,777,754.00	2,777,754.00	2,593,629.53	7 %

602 Sewer Enterprise Fund

Account	Object	Committed Current Month	Committed YTD	Original Appropriation	Current Appropriation	Available Appropriation	% (17) Commit
494500	Sewer Maintenance						
494500	Sewer Maintenance						
101	Full-Time Employees - Regular	9,279.06	-5,309.07	146,790.00	146,790.00	152,099.07	-4 %
102	Full-Time Employees - Overtime	573.13	1,093.96	15,200.00	15,200.00	14,106.04	7 %
121	PERA Contributions - Regular	738.92	1,177.17	12,149.00	12,149.00	10,971.83	10 %
128	Social Security	578.38	-313.50	10,043.00	10,043.00	10,356.50	-3 %
129	Medicare	135.27	-73.32	2,349.00	2,349.00	2,422.32	-3 %
131	Health Insurance	3,779.05	9,245.62	66,352.00	66,352.00	57,106.38	14 %
133	Life Insurance	13.56	21.79	197.00	197.00	175.21	11 %
134	Disability Insurance	48.88	84.15	921.00	921.00	836.85	9 %
136	MSRS	30.00	48.22	416.00	416.00	367.78	12 %
137	PFML	43.36	72.74	1,426.00	1,426.00	1,353.26	5 %
151	Workers Compensation	0.00	0.00	5,926.00	5,926.00	5,926.00	%
212	Motor Fuels	174.42	321.97	5,253.00	5,253.00	4,931.03	6 %
216	Uniforms	81.48	195.82	5,253.00	5,253.00	5,057.18	4 %
219	Other Operating Equipment	0.00	0.00	7,626.00	7,626.00	7,626.00	%
221	General Supplies	471.46	471.46	0.00	0.00	-471.46	%
228	Utility System Maint Supplies	0.00	55.66	6,304.00	6,304.00	6,248.34	1 %
229	Lift Station Maintenance	0.00	0.00	10,506.00	10,506.00	10,506.00	%
314	Computer/Software Fees	0.00	0.00	5,253.00	5,253.00	5,253.00	%
315	School & Conference	0.00	122.97	1,576.00	1,576.00	1,453.03	8 %
317	Personnel Testing, Physicals,	0.00	0.00	473.00	473.00	473.00	%
319	Contracted Services	900.00	900.00	24,720.00	24,720.00	23,820.00	4 %
325	Postage	0.00	0.00	42.00	42.00	42.00	%
331	Travel Expense	0.00	0.00	630.00	630.00	630.00	%
361	General Liability Insurance	0.00	0.00	3,075.00	3,075.00	3,075.00	%
385	Sewer Charges	0.00	57,101.00	773,137.00	773,137.00	716,036.00	7 %
403	Road Maintenance	0.00	0.00	15,759.00	15,759.00	15,759.00	%
404	Equipment Maintenance	0.00	1,264.50	5,253.00	5,253.00	3,988.50	24 %
413	Equipment Rental	0.00	0.00	1,700.00	1,700.00	1,700.00	%
451	Dues & Subscriptions	0.00	0.00	158.00	158.00	158.00	%
460	Permits & Licenses	0.00	0.00	1,576.00	1,576.00	1,576.00	%
475	Sewerline Repairs	0.00	0.00	15,759.00	15,759.00	15,759.00	%
476	Lift Station Repairs Sewer	0.00	9,681.50	13,133.00	13,133.00	3,451.50	74 %
477	I & I Maintenance	0.00	0.00	15,300.00	15,300.00	15,300.00	%
478	Sewer Cleaning	0.00	0.00	50,000.00	50,000.00	50,000.00	%
590	Pumping Plant & Lift Stations	0.00	0.00	40,000.00	40,000.00	40,000.00	%
	Account Total:	16,846.97	76,162.64	1,264,255.00	1,264,255.00	1,188,092.36	6 %
	Account Group Total:	16,846.97	76,162.64	1,264,255.00	1,264,255.00	1,188,092.36	6 %
494900	Sewer Administration and General						
494900	Sewer Administration and General						
101	Full-Time Employees - Regular	10,412.94	-6,015.54	138,598.00	138,598.00	144,613.54	-4 %
102	Full-Time Employees - Overtime	0.00	0.00	713.00	713.00	713.00	%
121	PERA Contributions - Regular	787.20	1,261.68	10,395.00	10,395.00	9,133.32	12 %
128	Social Security	609.82	-430.48	8,593.00	8,593.00	9,023.48	-5 %
129	Medicare	142.62	-100.68	2,010.00	2,010.00	2,110.68	-5 %
131	Health Insurance	3,006.47	7,230.95	42,739.00	42,739.00	35,508.05	17 %
133	Life Insurance	19.64	31.72	264.00	264.00	232.28	12 %
134	Disability Insurance	47.32	78.92	653.00	653.00	574.08	12 %
136	MSRS	116.80	187.72	1,690.00	1,690.00	1,502.28	11 %

602 Sewer Enterprise Fund

Account	Object	Committed Current Month	Committed YTD	Original Appropriation	Current Appropriation	Available Appropriation	% (17) Commit
137	PFML	46.19	73.70	1,226.00	1,226.00	1,152.30	6 %
151	Workers Compensation	0.00	0.00	925.00	925.00	925.00	%
201	Office Supplies	0.00	0.00	190.00	190.00	190.00	%
202	Printing Supplies	0.00	0.00	390.00	390.00	390.00	%
301	Audit/Account Services	0.00	0.00	9,850.00	9,850.00	9,850.00	%
303	Banking Fees	0.00	1,496.58	14,000.00	14,000.00	12,503.42	11 %
305	Engineer Fees	0.00	0.00	2,500.00	2,500.00	2,500.00	%
308	Legal Fees	0.00	60.00	2,200.00	2,200.00	2,140.00	3 %
314	Computer/Software Fees	0.00	0.00	2,500.00	2,500.00	2,500.00	%
315	School & Conference	0.00	0.00	850.00	850.00	850.00	%
319	Contracted Services	0.00	636.27	12,000.00	12,000.00	11,363.73	5 %
321	Telephone	26.42	282.05	4,100.00	4,100.00	3,817.95	7 %
322	Internet	0.00	71.18	903.00	903.00	831.82	8 %
323	Gopher One Call Locates	0.00	45.38	800.00	800.00	754.62	6 %
325	Postage	41.85	41.85	415.00	415.00	373.15	10 %
331	Travel Expense	83.08	133.52	1,350.00	1,350.00	1,216.48	10 %
351	Legal Notices Publishing	0.00	0.00	250.00	250.00	250.00	%
361	General Liability Insurance	0.00	0.00	17,328.00	17,328.00	17,328.00	%
381	Electricity	863.42	1,698.63	10,000.00	10,000.00	8,301.37	17 %
383	Heating Gas	0.00	414.40	3,500.00	3,500.00	3,085.60	12 %
405	Computer Maintenance	111.17	11,390.41	30,148.00	30,148.00	18,757.59	38 %
420	Depreciation Expenses	0.00	0.00	560,000.00	560,000.00	560,000.00	%
434	Employee Recognition	0.00	0.00	100.00	100.00	100.00	%
451	Dues & Subscriptions	0.00	0.00	245.00	245.00	245.00	%
720	Transfer Out	0.00	0.00	24,686.00	24,686.00	24,686.00	%
	Account Total:	16,314.94	18,588.26	906,111.00	906,111.00	887,522.74	2 %
	Account Group Total:	16,314.94	18,588.26	906,111.00	906,111.00	887,522.74	2 %
495000	Transfer Out						
495000	Transfer Out	0.00	0.00	60,000.00	60,000.00	60,000.00	%
720	Transfer Out	0.00	0.00	60,000.00	60,000.00	60,000.00	%
	Account Total:	0.00	0.00	60,000.00	60,000.00	60,000.00	%
	Account Group Total:	0.00	0.00	60,000.00	60,000.00	60,000.00	%
	Fund Total:	33,161.91	94,750.90	2,230,366.00	2,230,366.00	2,135,615.10	4 %

603 Storm Water Enterprise Fund

Account	Object	Committed Current Month	Committed YTD	Original Appropriation	Current Appropriation	Available Appropriation	% (17) Commit
441100	Storm Water						
441100	Storm Water						
101	Full-Time Employees - Regular	10,160.66	-3,478.28	96,607.00	96,607.00	100,085.28	-4 %
102	Full-Time Employees - Overtime	382.10	729.31	4,207.00	4,207.00	3,477.69	17 %
121	PERA Contributions -	792.83	1,265.97	7,534.00	7,534.00	6,268.03	17 %
128	Social Security	616.42	-230.26	6,228.00	6,228.00	6,458.26	-4 %
129	Medicare	144.11	-53.92	1,457.00	1,457.00	1,510.92	-4 %
131	Health Insurance	3,694.20	9,624.67	33,955.00	33,955.00	24,330.33	28 %
133	Life Insurance	16.74	26.95	171.00	171.00	144.05	16 %
134	Disability Insurance	51.44	87.52	508.00	508.00	420.48	17 %
136	MSRS	69.20	111.22	910.00	910.00	798.78	12 %
137	PFML	46.49	76.61	887.00	887.00	810.39	9 %
151	Workers Compensation	0.00	0.00	2,392.00	2,392.00	2,392.00	%
201	Office Supplies	0.00	0.00	200.00	200.00	200.00	%
221	General Supplies	0.00	0.00	1,500.00	1,500.00	1,500.00	%
304	Parcel Research Fees	0.00	0.00	500.00	500.00	500.00	%
305	Engineer Fees	0.00	0.00	80,000.00	80,000.00	80,000.00	%
308	Legal Fees	0.00	0.00	500.00	500.00	500.00	%
310	Recording/Filing Fees	0.00	0.00	300.00	300.00	300.00	%
314	Computer/Software Fees	0.00	0.00	2,500.00	2,500.00	2,500.00	%
319	Contracted Services	0.00	604.02	40,000.00	40,000.00	39,395.98	2 %
325	Postage	0.00	0.00	25.00	25.00	25.00	%
331	Travel Expense	27.70	44.52	500.00	500.00	455.48	9 %
351	Legal Notices Publishing	0.00	0.00	250.00	250.00	250.00	%
403	Road Maintenance	0.00	0.00	60,000.00	60,000.00	60,000.00	%
405	Computer Maintenance	0.00	5,582.07	7,395.00	7,395.00	1,812.93	75 %
413	Equipment Rental	0.00	0.00	25,000.00	25,000.00	25,000.00	%
451	Dues & Subscriptions	0.00	1,180.00	3,000.00	3,000.00	1,820.00	39 %
720	Transfer Out	0.00	0.00	25,543.00	25,543.00	25,543.00	%
	Account Total:	16,001.89	15,570.40	402,069.00	402,069.00	386,498.60	4 %
	Account Group Total:	16,001.89	15,570.40	402,069.00	402,069.00	386,498.60	4 %
	Fund Total:	16,001.89	15,570.40	402,069.00	402,069.00	386,498.60	4 %

605 Street Lighting & Traffic Signalization

Account	Object	Committed Current Month	Committed YTD	Original Appropriation	Current Appropriation	Available Appropriation	% (17) Commit
431100	Street Department						
431160	Street Lighting						
	227 Street Lights & Signs	0.00	0.00	5,000.00	5,000.00	5,000.00	%
	381 Electricity	3,486.54	7,131.23	44,000.00	44,000.00	36,868.77	16 %
	Account Total:	3,486.54	7,131.23	49,000.00	49,000.00	41,868.77	15 %
	Account Group Total:	3,486.54	7,131.23	49,000.00	49,000.00	41,868.77	15 %
	Fund Total:	3,486.54	7,131.23	49,000.00	49,000.00	41,868.77	15 %
	Grand Total:	220,912.49	303,902.88	5,485,399.00	5,485,399.00	5,181,496.12	6 %

**Public Works
Utility Maintenance Report**

Meeting Date:	3/12/2026			
Reporting Period:	From:	1/1/2026	To:	2/28/2026

1. Water Utility

a. **Project Update**

i. **Peyton Acres**

- a. 2026 Start for Phase 4
- b. In planning Process now

b. **AMI Water Radio replacement**

- 1. Have Received approximately all radios from initial order
 - a. Installed 1300 or so radios
- 2. Continue install in 2026-
 - a. +/- 15/ Day when we are able to work steady on them
 - b. Goal is to be completed by 5/1/2026
 - i. Approximately 575 left to install

c. **Irrigation meter plan for 2026**

- i. Plan approved, will be publicized in May
- ii. 5 will be available in 2026 again

d. **Watermain Repairs**

- i. Rebecca Road Break
- ii. Believe we have aleaky Valve @ Maple Grove Road and Hermantown Community Church
 - 1. Investigation continues.
- iii. Need to look @ main replacement along Hwy 53 from Lavaque Road to Shriners main extension

Water Towers

Nothing to report this period

2. Sanitary Sewer

a. **Project Update**

b. Lift Stations

- i. Were cleaned for the Fall of '25

c. Still investigating/looking at scenarios from the Roosevelt plug in early '25

- i. Tried 2 different cameras into force-main line and no go. Pipe is deflected just outside manhole and can not get the camera "upline"
 - 1. Looking at other options for this line.
 - a. Working with MN Rural Water Assoc. On some testing for this section of Pipe.

3. Stormwater

- a. Project Update
 - i. Steam a few culverts off an on depending on the weather

4. Other Notes

- a. 2nd Water Connection Plan set going out for bids
 - i. Due back on 8/7/2025
 - ii. Bids came in HIGH!
 - iii. Will be Re-Bid this winter
 - 1. Will rebid in February
 - a. Was Rebid
 - b. 4 Bidders this time
 - c. Was Awarded to Lakehead Constructors on 3/2 Council Mtg.
 - d. Work to begin Spring 2026

5. Looking Ahead to 2026/2027

- a. Trunkline extension thru Section 14- Lightning Drive West....
- b. Alignment work starting
 - i. Work continues
 - ii. Waterline along Lightning Drive will be realigned and replaced due to Sanitary sewer depths
 - iii. Removal of 2 Lift stations
 - iv. Hopeful that it is out for bids in June of 2026
- c. Spring Lift Station Cleaning
- d. 2026 Annual Main Cleaning

TO: Utility Commission Members

FROM: Trish Crego, Utility and
Infrastructure Director



DATE: 3/12/2026

SUBJECT: Utility & Infrastructure **Agenda Item:** **Report**
Director

Communications follow up:

- Attached is the drinking water sampling report provided by 2-19-26 the MDH

New City Improvements

- Second water connection was rebid later this month and the bid was awarded to Lakehead Constructors (see engineers' recommendation)

State/WLSSD Approved Utility Extensions

- none

Developer and Building Projects- Open Permits

- Year to Date Residential Buildings permits
 - Open permits from 2024-2026 =284
- Year to Date Commercial and Multi-family >4 Buildings permits
 - Open permits from 2024-2026 =79
- Right-of-Way Permits 2026
 - 2- Franchise ROW permits
 - 0- Private ROW Permits
 - 0 - 2026 Contractor relicense so far (33 in 2025)

Utility Development

- Presentation Capital Planning for Utilities in City of Hermantown

Other Items

- Trish's RSPT (stormwater protection)- No poop fairy campaign in 2026 video

City of Hermantown - 2026 Water Loss Report

Reading Date	Haines Rd	Hermantown	Usage Diff	Percent Difference	Public	Truck Fill Station	Temp Meter	City Usage	Total Accounted	Total	
	Booster Station (Gallons)	Billed (Gallons)			Works Waterloss					Unaccounted Gallons	Percent Unaccounted
1/15/2026	15,911,224	14,895,853	1,015,371	6.4%	100,000	26,900	-	20,318	147,218	868,153	5.5%
2/13/2026	15,437,209	14,366,973	1,070,236	6.9%	300,000	32,000	-	25,339	357,339	712,897	4.6%
3/13/2026	-		-							-	
4/15/2026	-		-							-	
5/15/2026	-		-							-	
6/15/2026	-		-							-	
7/15/2026	-		-							-	
8/14/2026	-		-							-	
9/15/2026	-		-							-	
10/15/2026	-		-							-	
11/13/2026	-		-							-	
12/15/2026	-		-							-	
	31,348,433	29,262,826	2,085,607		400,000	58,900	-	45,657	504,557	1,581,050	
										Total Percent of Water from Booster Station Unaccounted For: 5.04%	



Western Lake Superior Sanitary District

2626 Courtland Street
Duluth, MN 55806-1894
(218) 722-3336

Invoice Date	02/28/2026
Invoice Number	842020260228
Account Number	8420

TO: Hermantown, City Of WW
5105 Maple Grove Road
Hermantown, MN 55811

Transaction	Trans Date	Due Date	PO	Description	Quantity	Unit Rate	Amount
022826HER1	02/28/26	03/15/26		Wastewater Charges			\$58,965.00
022826HER2	02/28/26	03/15/26		2025 Adjustment			(\$1,864.00)

Current	1-30 Days	31-60 Days	Over 60 Days	Amount Due
\$57,101.00	\$0.00	\$0.00	\$0.00	\$57,101.00

2026 FLOW AND LOADINGS
SUMMARY ONLY

Hermantown

(Haines Road Metering Station)

BOD Biochemical Oxygen Demand
SS Suspended Solids

FLOW Million Gallons per Day

MONTH	TOTAL FLOW		AVG FLOW		PEAK:HR FLOW RATE		TOTAL BOD		AVG BOD		TOTAL SS		AVG SS	
	MG	MGD	MGD	MGD	MGD	MGD	LBS	LBS	LBS/DAY	LBS/DAY	LBS	LBS	LBS/DAY	LBS/DAY
JANUARY	10.4025	0.3356		0.6101			19,716		636		21,983		709	
FEBRUARY														
MARCH														
APRIL														
MAY														
JUNE														
JULY														
AUGUST														
SEPTEMBER														
OCTOBER														
NOVEMBER														
DECEMBER														
TOTAL or AVG	10.4025	0.3356					19,716		636		21,983		709	

Questions regarding Billing

In this summary form should be directed to:

Cathy Remington

Director of Finance

Western Lake Superior Sanitary District

2626 Courtland Street

Duluth, MN 55806

Phone: (218) 740-4788

Fax: (218) 727-7471

Email: Cathy.Remington@wlssd.com

Data Verified by:

Tim Lundell, Environmental Services Manager - (218) 740 - 4822

Grant Brown, Director of Information Services - (218) 740 - 4777

Western Lake Superior Sanitary District

2626 Courtland Street

Duluth, MN 55806

Fax: (218) 727-7471

Email: tim.lundell@wlssd.com

Email: grant.brown@wlssd.com

Initialed By: _____

Initialed By: _____



2026 FLOW AND LOADINGS
 SUMMARY ONLY
City of Hermantown
(Includes Bayview and Haines Road Metering Station)

BOD Biochemical Oxygen Demand
 SS Suspended Solids
 FLOW Million Gallons per Day

MONTH	TOTAL FLOW		AVG FLOW		PEAK-HR FLOW RATE		TOTAL BOD		AVG BOD		TOTAL SS		AVG SS	
	MG	MGD	MGD	MGD	MGD	MGD	LBS	LBS	LBS/DAY	LBS/DAY	LBS	LBS	LBS/DAY	LBS/DAY
JANUARY	16.8681	0.5442		0.9649			30,501		984		32,767		1,057	
FEBRUARY														
MARCH														
APRIL														
MAY														
JUNE														
JULY														
AUGUST														
SEPTEMBER														
OCTOBER														
NOVEMBER														
DECEMBER														
TOTAL or AVG	16.8681	0.5441	Allocation	3.8000	3.8000	30,501	30,501	984	1,100	32,767	32,767	1,057	1,150	
2026 BUDGET		0.6750												

Questions regarding Billing
 In this summary form
 should be directed to:
Cathy Remington
 Director of Finance
 Western Lake Superior Sanitary District
 2626 Courtland Street
 Duluth, MN 55806
 Phone: (218) 740-4788
 Fax: (218) 727-7471
 Email: Cathy.Remington@wlsd.com

Data Verified by:
Tim Lundell, Environmental Services Manager - (218) 740 -4822
Grant Brown, Director of Information Services - (218) 740 - 4777
 Western Lake Superior Sanitary District
 2626 Courtland Street
 Duluth, MN 55806
 Fax: (218) 727-7471
 Email: tim.lundell@wlsd.com
 Email: grant.brown@wlsd.com

Initialed By: 
 Initialed By: 

2026 FLOW AND LOADINGS
SUMMARY ONLY

Bayview Interceptor
(City of Hermantown)

BOD Biochemical Oxygen Demand
SS Suspended Solids
FLOW Million Gallons per Day



MONTH	TOTAL FLOW		AVG FLOW		PEAK HR FLOW RATE		TOTAL BOD		AVG BOD		TOTAL SS		AVG SS	
	MG	MGD	MGD	MGD	MGD	MGD	LBS	LBS	LBS/DAY	LBS/DAY	LBS	LBS	LBS/DAY	LBS/DAY
JANUARY	6,4656	0.2086	0.2086	0.3872	10,785	348	10,785	348	10,785	348				
FEBRUARY														
MARCH														
APRIL														
MAY														
JUNE														
JULY														
AUGUST														
SEPTEMBER														
OCTOBER														
NOVEMBER														
DECEMBER														
TOTAL or AVG	6.4656	0.2086	0.2086	0.3872	10,785	348	10,785	348	10,785	348	10,785	348	10,785	348

Questions regarding Billing

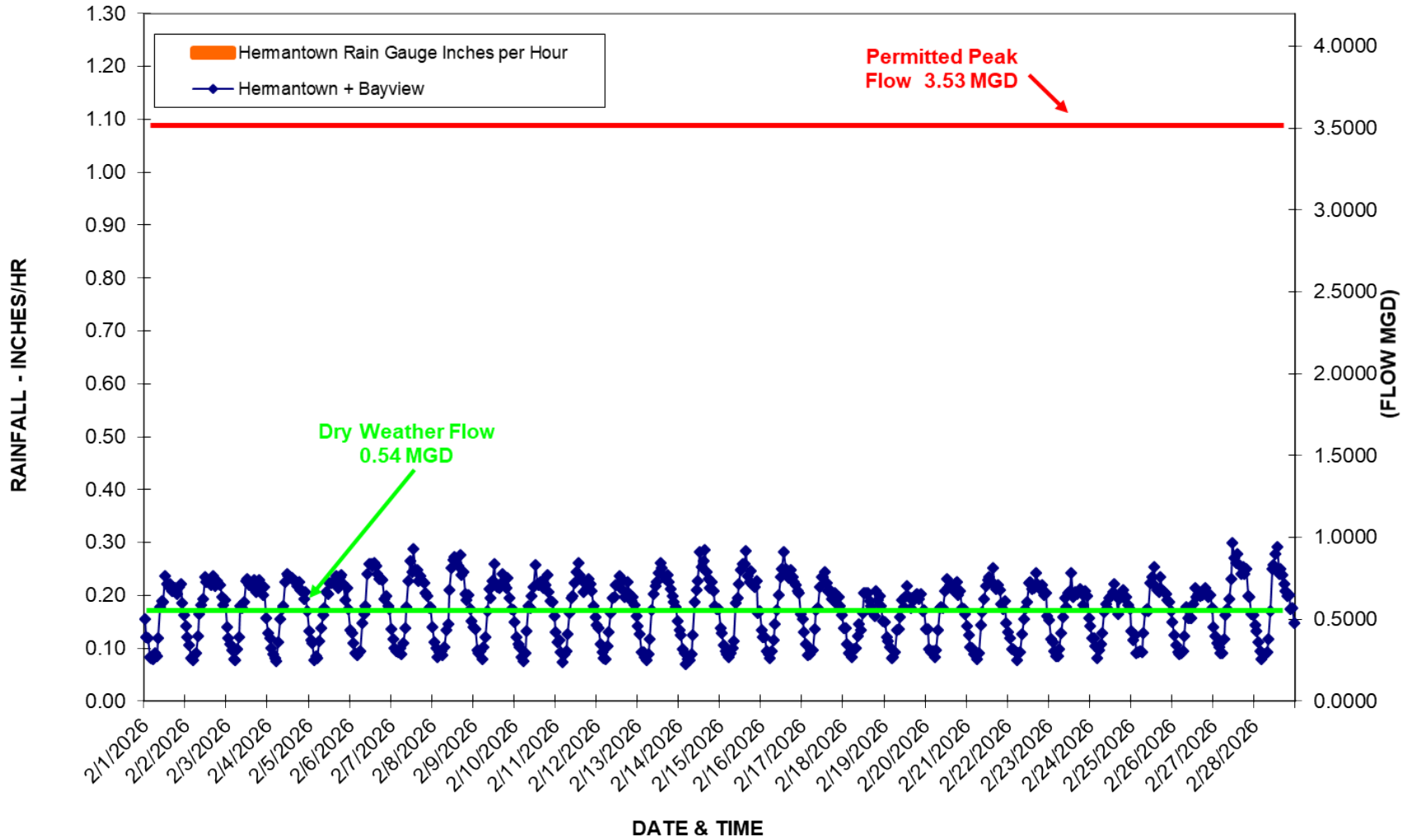
In this summary form should be directed to:

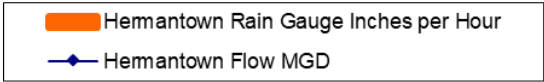
Cathy Remington
Director of Finance
Western Lake Superior Sanitary District
2626 Courtland Street
Duluth, MN 55806
Phone: (218) 740-4788
Fax: (218) 727-7471
Email: Cathy.Remington@wlssd.com

Data Verified by:

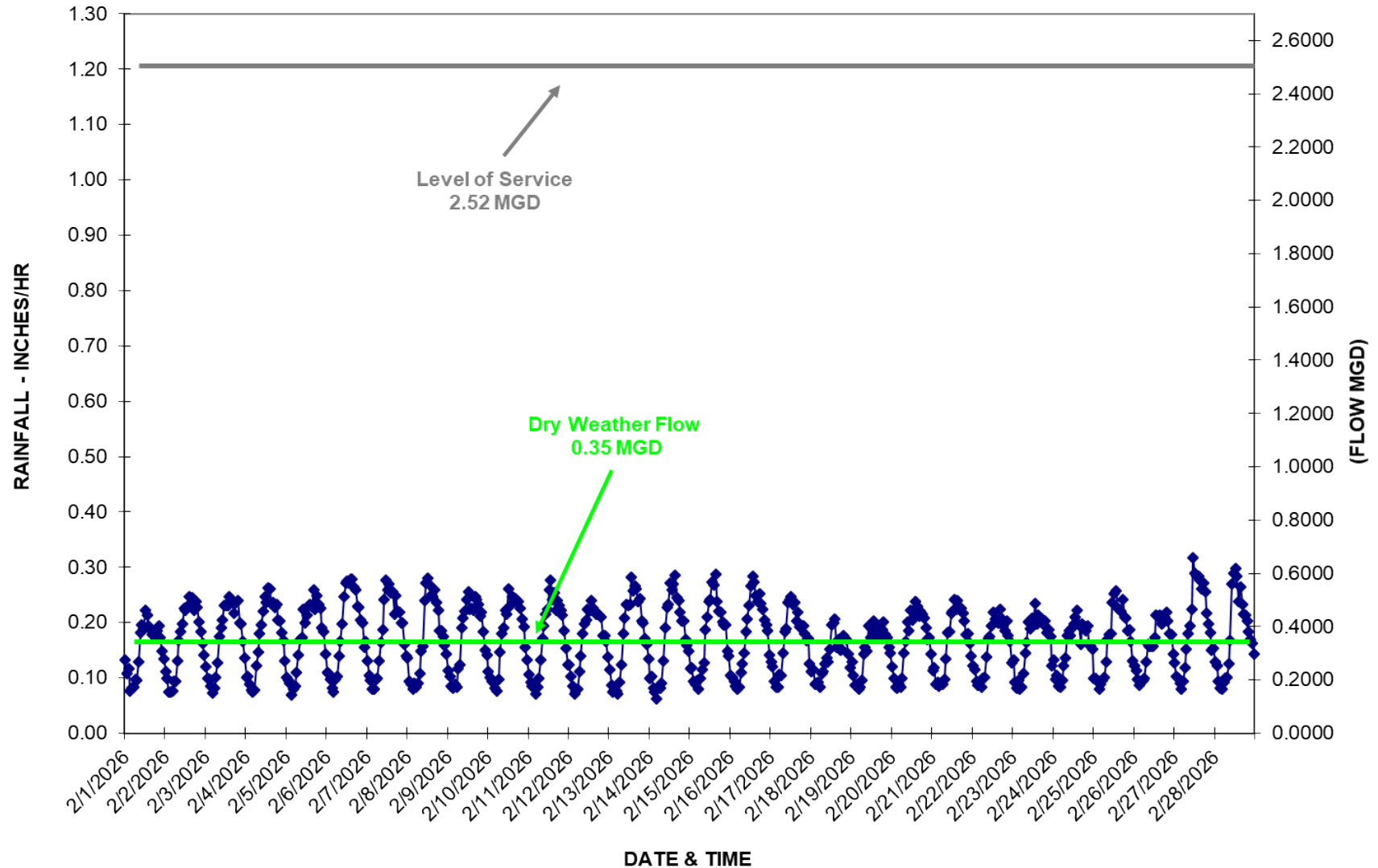
Tim Lundell, Environmental Services Manager - (218) 740 - 4822
Grant Brown, Director of Information Services - (218) 740 - 4777
Western Lake Superior Sanitary District
2626 Courtland Street
Duluth, MN 55806
Fax: (218) 727-7471
Email: tim.lundell@wlssd.com
Email: grant.brown@wlssd.com
Initialed By: 
Initialed By: 

Hermantown Flow + Bayview February 2026

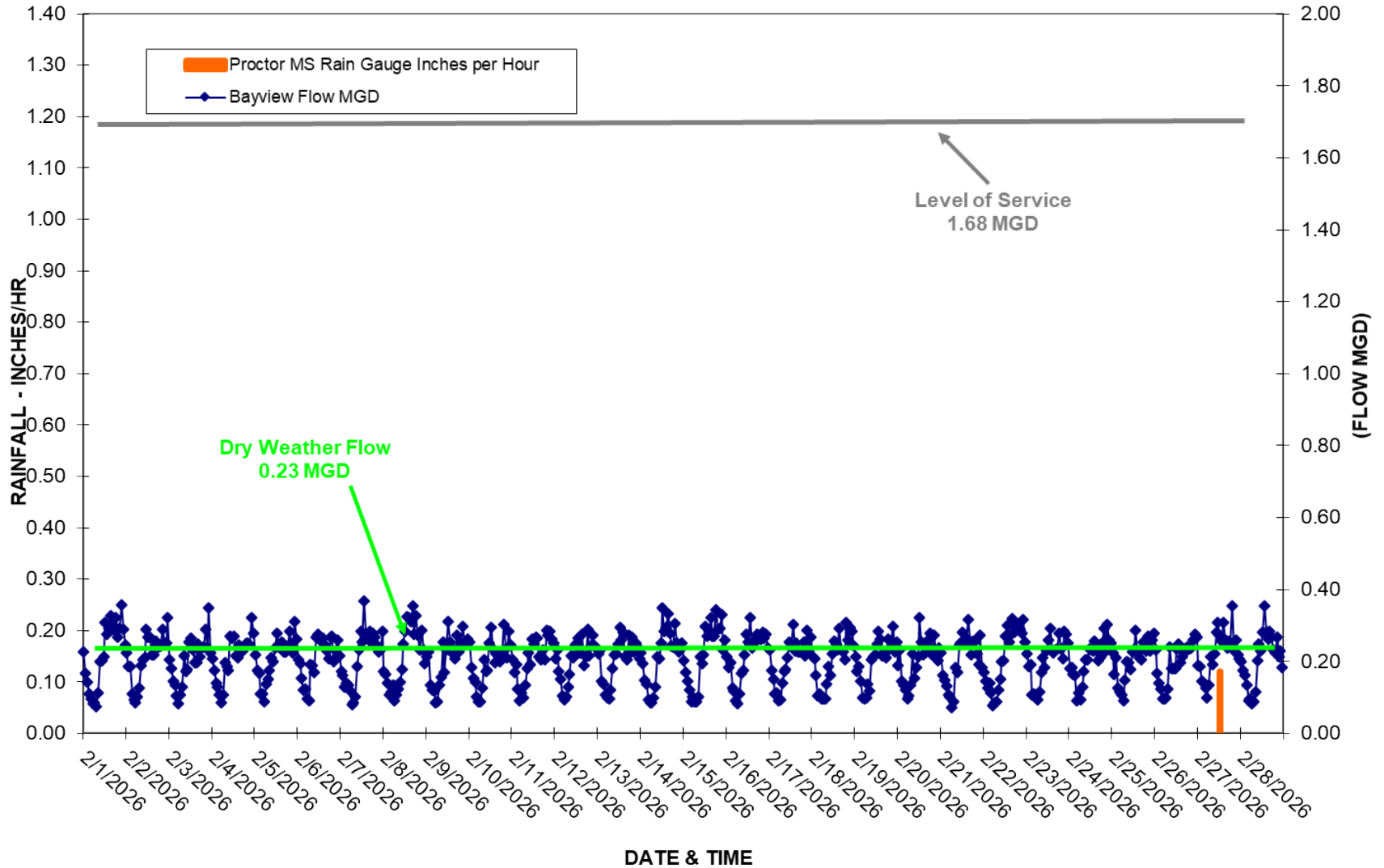




Hemantown Flow - Haines Road February 2026



BAYVIEW METERING STATION February 2026



RECEIVED

FEB 17 2026



Serving the City of Duluth

000053

Account No.	Service Address	Billing Date
230516840-001	4335 HAINES RD	02/09/2026



Service Period	Meter Readings
----------------	----------------

01/03/2026 - 02/02/2026	51 WAT INFRA SURCHARGE							Unit of Measure
Previous Balance	Meter No	Read Dates	Days	Previous	Current	Rate	Usage	Measure
\$124,645.43	B50012997	01/02/2026-02/02/2026	30	1356264	1377535	4.950	21271	CCFW
Penalties	WAT INFR SURCH							
\$0.00	Meter No	Read Dates	Days	Previous	Current	Rate	Usage	Measure
Adjustments	B50012997	01/02/2026-02/02/2026	30	1356264	1377535	0.805	21271	CCFW
\$0.00								
Payments Received								
\$124,645.43 CR								
Balance at Billing								
\$0.00								
Current Billing								

Charge Code	Amount
WATER FIXED CHG.....	136.00
WATER	105291.45
WATER INFRA SURCHARGE RESALE	17123.16

OUR NEW UTILITY ACCESS PORTAL IS LIVE. ENROLL TO SET UP AUTOPAY, EBILLING, SCHEDULE PAYMENTS AND MORE

Current Charges	\$122,550.61
Balance Due	\$122,550.61

This Account is Set Up on AutoPay. Please Do Not Pay.

Due Date	Amount Due
03/02/2026	\$122,550.61

Account No.	Due Date	Amount Due	Amount Paid
230516840-001	03/02/2026	\$122,550.61	

Service Address
4335 HAINES RD DULUTH MN 55811

Mailing Address

IF MAILING PAYMENT PLEASE INCLUDE THIS STUB

000053_1000



CITY OF HERMANTOWN
5105 MAPLE GROVE RD
HERMANTOWN MN 558110

CITY OF DULUTH COMFORT SYSTEMS
PO BOX 860643
MINNEAPOLIS, MN 55486-0643



230516840001 0012255061 00

Pending New Connections

Address	Service Type	Owner
3645 Haines Rd	Sewer	Tim Carlson
37xx Okerstrom Rd	Sewer	Bonita Chapin
3873 Getchell Rd	Water & Sewer	Mike Smolnikar
3908 Merganser Lane	Water & Sewer	Bryan & Brittany Denisen
3984 Lavaque Rd	Water & Sewer	Frank & Kara Hanson
4926 W Arrowhead Rd	Water & Sewer	Soumis Construction
3971 Haines Rd	Water & Sewer	Edsa Storage
4816 Anderson Rd	Water & Sewer	Clear Vision
4063 Reinke Rd	Water	Gilberts
3806 Lavaque Rd	Water & Sewer	Kaski
3808 Lavaque Rd	Water & Sewer	Kaski

Pending New Stormwater Accounts

Address	Owner
5867 St Louis River Rd	Dennis Flynn
XXXX Sangstrom Rd	Erick VanBaalén