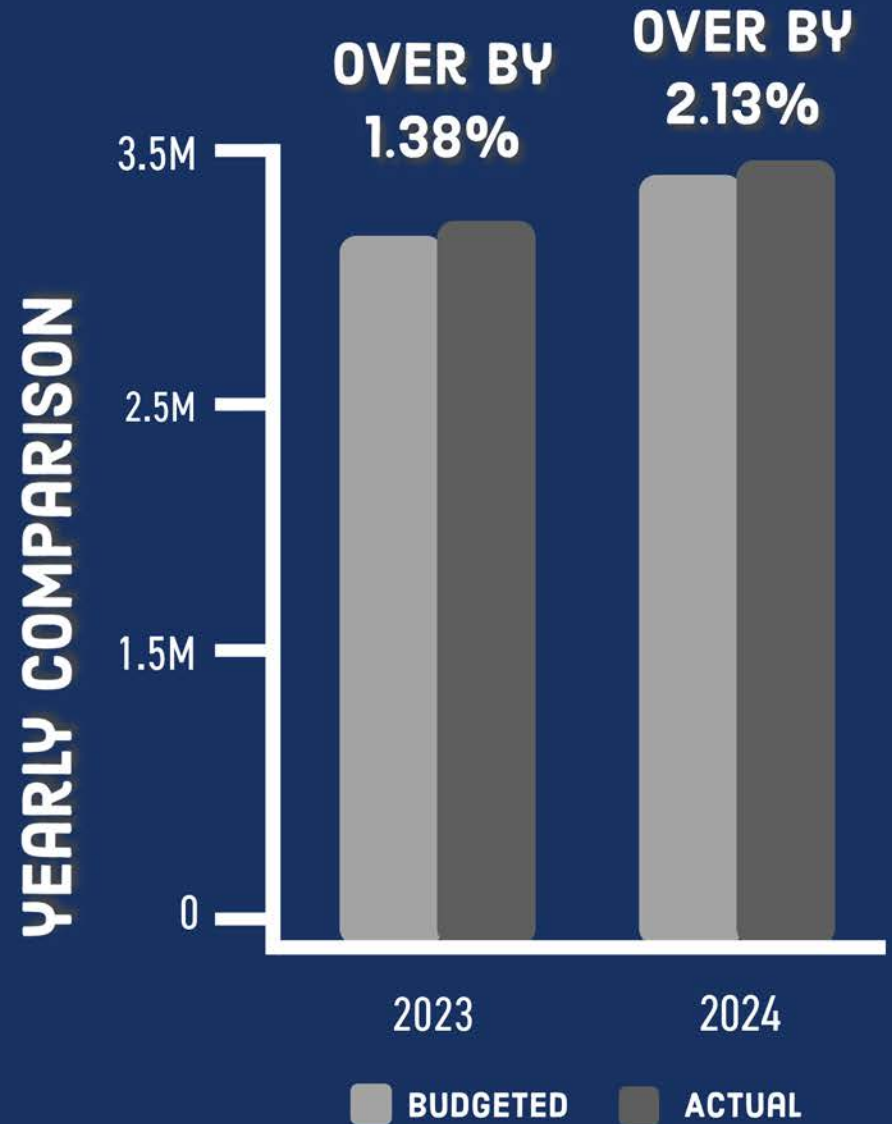
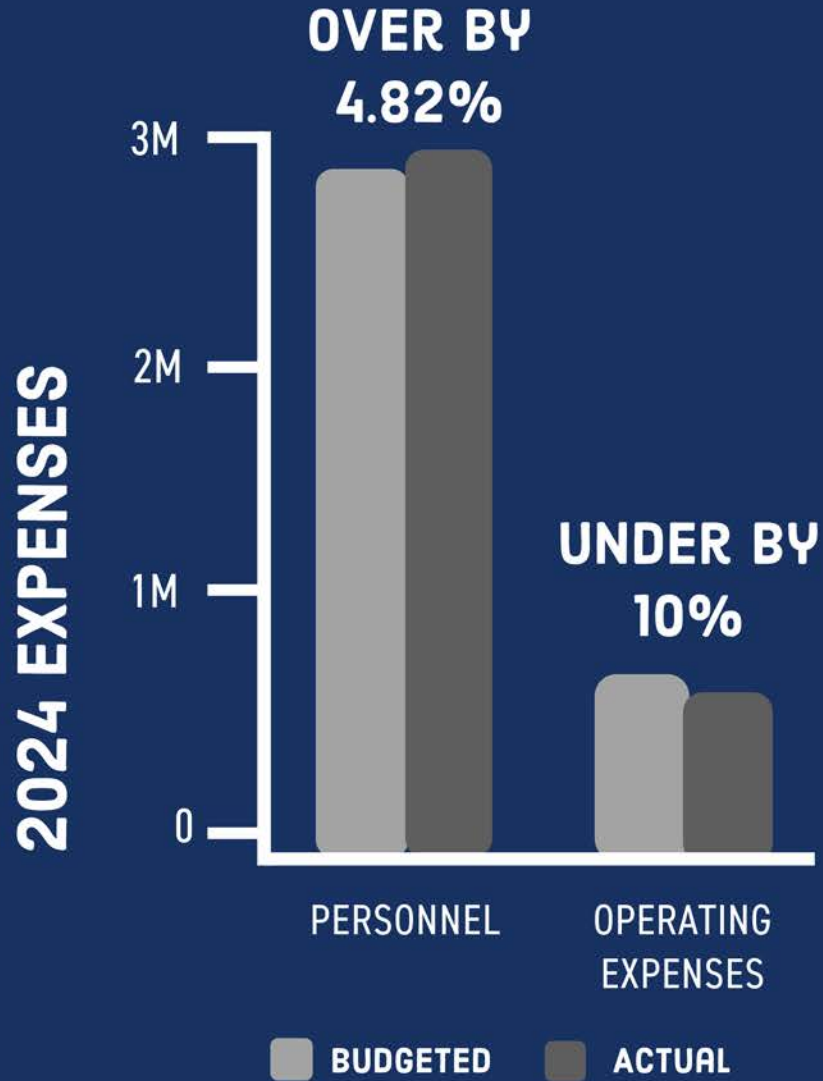




# 2024 ANNUAL REPORT

JAMES M. CRACE, DIRECTOR OF PUBLIC SAFETY

# BUDGET



# REVENUE

BY PROGRAM

**\$188,126** STATE POLICE AID

**\$29,115** TZD GRANT

**\$13,177** POLICE TRAINING  
REIMBURSEMENT

BY ACTIVITY

- UNCLAIMED PROPERTY INCREASED BY OVER 100%
- POLICE SERVICES INCREASED BY 9%

**2024 TOTAL REVENUE:**  
**\$388,936**







**CHIEF J. CRACE**



**DEPUTY CHIEF M. GUNDERSON**



**DEPUTY CHIEF J. ESTERBROOKS**



**SERGEANT  
J. PERNU**



**SERGEANT  
G. PFEIFFER**



**DETECTIVE  
J. WILLIAMS**



**DETECTIVE  
J. DWYER**



**SRO J. SALO**

**INVESTIGATIONS**



**OFFICER  
E. JOHNSON**



**OFFICER  
A. LEIBEL**



**OFFICER  
J. ENRIGHT**



**OFFICER  
O. GOTTSCHALD**



**S. KNAPP  
LEAD POLICE  
RECORDS TECH**



**D. ROSS  
EVIDENCE  
TECH**



**A. JOHNSON  
POLICE  
RECORDS TECH**

**CLERICAL**



**OFFICER  
R. TOWNER**



**OFFICER  
D. KLEIVE**

**CREW A**



**OFFICER  
A. PROUSE**



**OFFICER  
L. HEDIN**

**CREW B**

<b>PERSONNEL</b>	<b>POSITION</b>	<b>BEGIN SERVICE</b>	<b>YEARS OF SERVICE</b>
James Crace	Chief of Police	04/01/11	13
Mark Gunderson	Deputy Chief	05/03/04	20
Jon Esterbrooks	Deputy Chief	02/17/09	15
Griffin Pfeiffer	Sgt / K9 Officer	07/21/08	16
Jon Pernu	Sgt / K9 Officer	04/29/13	11
Jason Salo	SR0	10/17/05	19
Jon Enright	Patrol Officer	12/29/14	10
Jake Williams	Detective	09/18/15	9
Erika Johnson	Patrol Officer	10/16/17	7
Jeff Dwyer	Detective	09/04/18	6
Olivia Gottschald	Patrol Officer	11/16/20	4
Andrew Leibel	Patrol Officer	05/03/21	3
Alexander Prouse	Patrol Officer	08/01/22	2
Rebecca Towner	Patrol Officer	09/18/23	1
Samantha Knapp	Lead Records Tech	02/10/20	4
Dana Ross	Evidence Tech	07/20/15	9
Ashley Johnson	Police Records Tech	08/21/23	1

<b>PERSONNEL</b>	<b>POSITION</b>	<b>BEGIN SERVICE</b>
Lucas Hedin	Patrol Officer	01/16/24
Devin Kleive	Patrol Officer	01/16/24

**NEW IN  
2024**  
→



# FLEET

HPD has fourteen vehicles in the fleet. Most are driven primarily for patrol functions. HPD traditionally buys two squads per year to keep the fleet in good working order. Squads are replaced around 90,000 miles to protect against costly repairs. Officers logged 207,832 miles in 2024.



# FLEET STATS

TOTAL MILES DRIVEN  
2023-2024:

172,668

TOTAL MILES DRIVEN  
2024-2025:

207,832

SQUAD #	YEAR/ MODEL	ENDING MILEAGE	MILES DRIVEN
10	2015 Durango	55,883	4,349
11	2022 Tahoe	10,020	4,725
12	2022 Tahoe	18,874	7,642
13	2024 Silverado	3,720	3,720
14	2021 Tahoe	68,969	20,799
15	2023 Tahoe	39,165	24,119
16	2018 Silverado	38,622	5,450
17	2020 Tahoe	131,851	41,862
18	2022 Tahoe	39,344	22,286
19	2018 Interceptor	68,873	23,024
20	2015 Tahoe	82,902	4,307
21	2019 Tahoe	121,665	24,453
22	2021 Tahoe	43,316	12,711
23	2024 Yukon	8,385	8,385



# COMMUNITY INVOLVEMENT



**COMMUNITY ENGAGEMENT**



**SUMMERFEST**



**NATIONAL NIGHT OUT**



**TRANSPORTATION NIGHT**



# SCHOOL RESOURCES

Officer Erika Johnson completed her time as the SRO in June. She is now back to working patrol! Officer Jason Salo has taken over as the SRO. His primary focus is the high school, but his services extend to the middle school and elementary school as needed. Officer Salo handles our juvenile investigations as well.

You will see Officer Salo and other officers monitoring sporting events. This is to promote our involvement in the community and keep the peace, should any disturbances occur. You will also see officers frequent the school area in the mornings and afternoons to ensure the safety of our students as they arrive and depart.

D.A.R.E. has been a very successful and rewarding program for the Hermantown Middle School 5th graders. Officer Salo graduated from his D.A.R.E. Instructor course in the spring! He looks forward to teaching the course during the 2nd semester of the school year!





# K9 OFFICERS



Sgt. Pfeiffer &  
K9 Officer Tuuko



Sgt. Pernu &  
K9 Officer Jack

On November 2, 2024 K9 Jack assisted officers in locating a male wanted for domestic assault. The male had fled a hotel prior to officers' arrival into a wooded area. K9 Jack was deployed and announcements given with no response. K9 Jack immediately picked up a track which led into the woods and thick brush. K9 Jack began showing behavioral changes indicating he was close to human scent and quickly located the male hiding motionless under a pile of brush. The male was taken into custody without further incident.

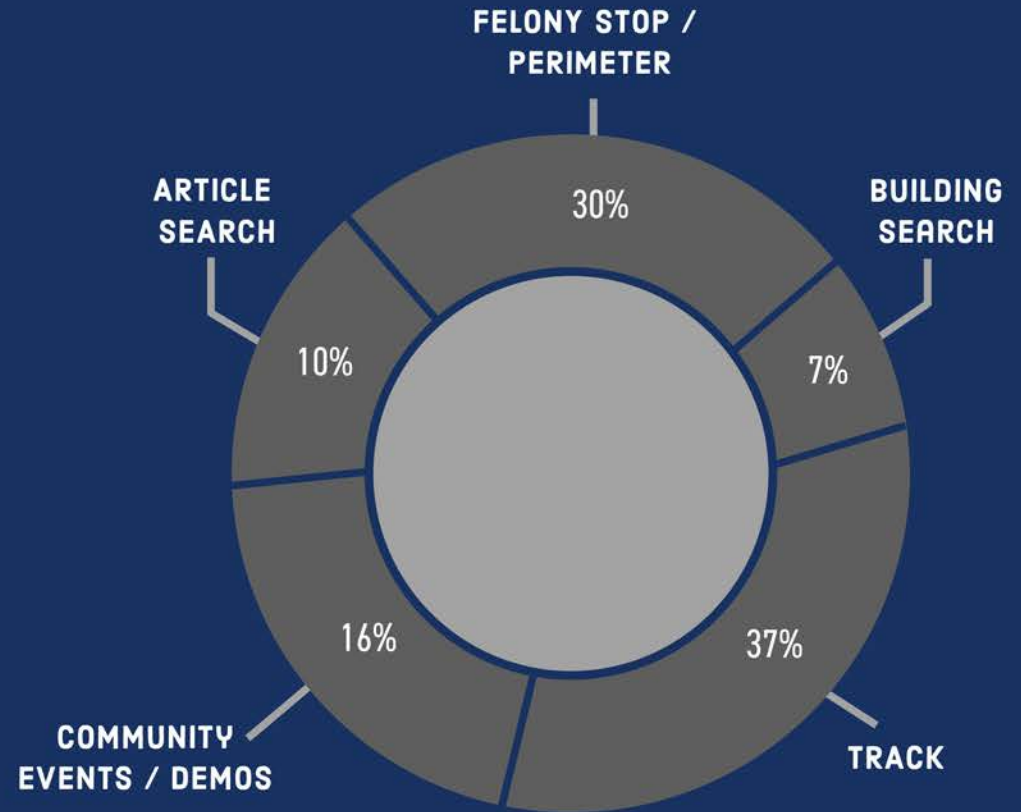
In June, Sgt. Pfeiffer and Sgt. Pernu took part in the USPCA Regional Trials in Hudson, WI. K9 Tuuko and K9 Jack joined up with Duluth PD K9 Villi and Eveleth PD K9 Bear to compete as a regional team representing northeastern Minnesota. After two days of events, they came out on top with a 1st place finish as Top Regional Team at trials.





# K9 STATS

Police dogs are used to find hidden evidence and narcotics, track suspects and lost people, participate in community policing activities, and protect officers in dangerous situations.

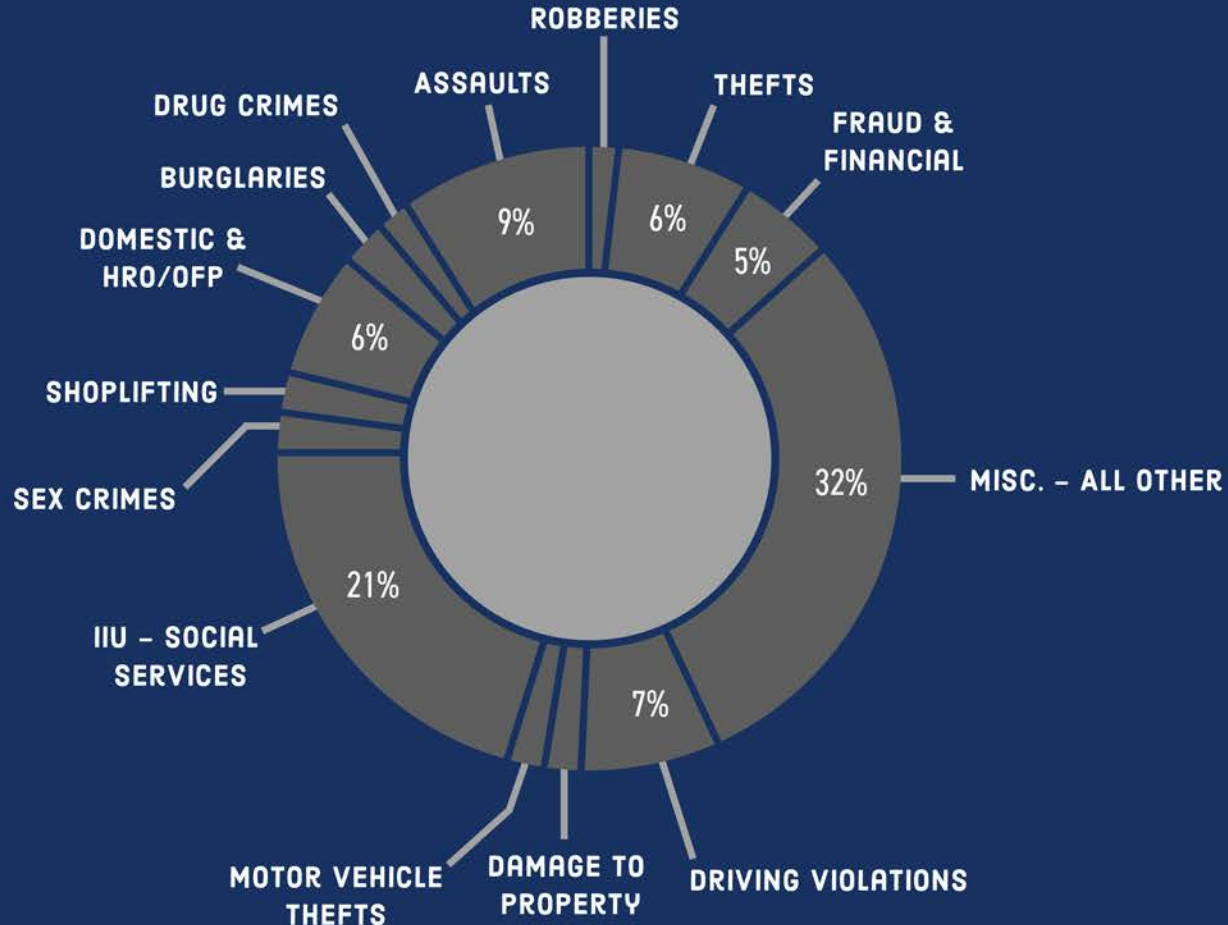


In addition to responding to calls, our K9 Officers, Tuuko and Jack, logged over 300 hours of training.

# INVESTIGATIONS

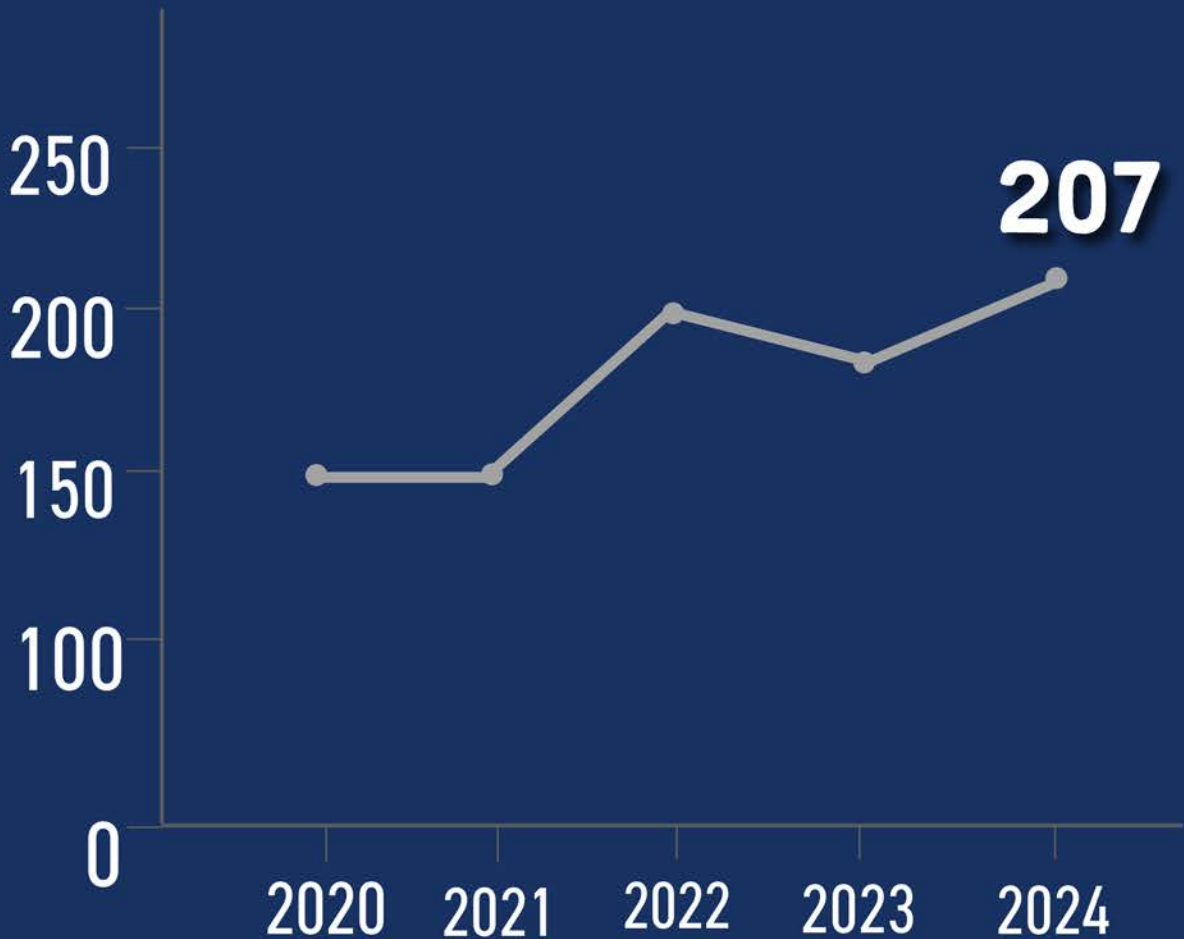
The HPD Detective Bureau is comprised of one Deputy Chief, two Detectives, and one School Resource Officer. The responsibility of the Detective Bureau is to follow up on cases that did not reach disposition by our patrol officers. Traditionally, these are more complex cases that require time and extensive follow-up to solve.

## 2024 CASE TYPES





# CASES ASSIGNED



## CASE CLEARANCE

60

Charged

20

Active

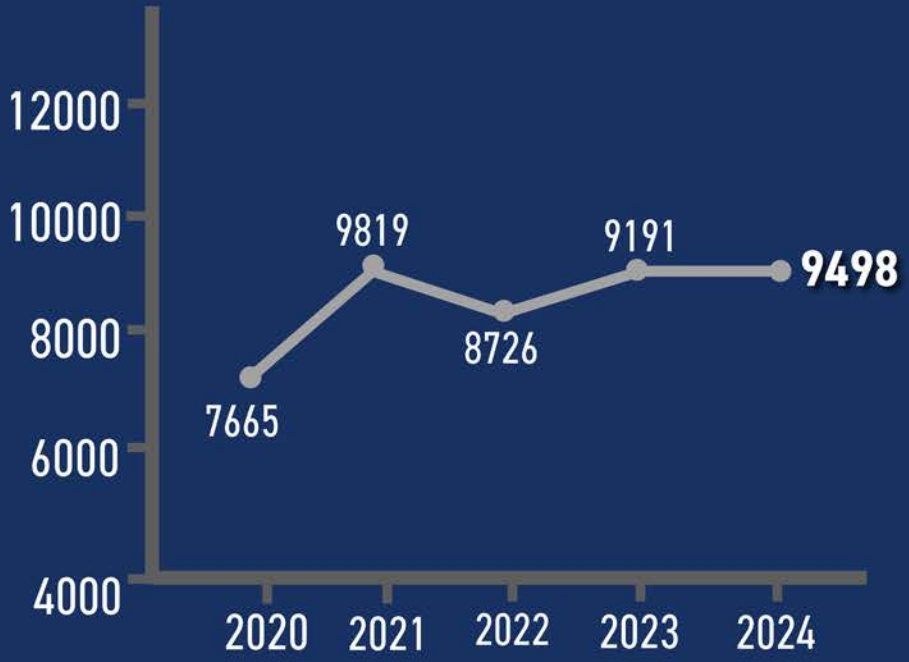
19

Suspended

108

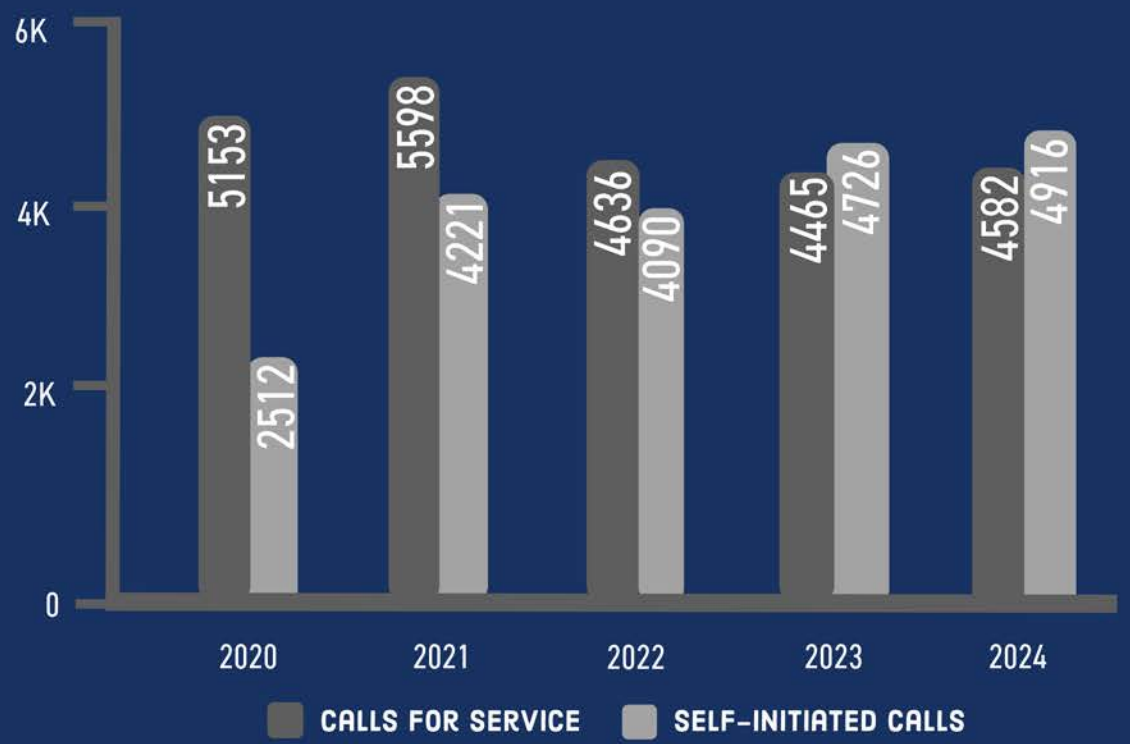
Closed

# AGENCY ACTIVITY



**TOTAL ACTIVITY**  
5 YEAR AVERAGE: 8980

## CALLS FOR SERVICE VS. SELF-INITIATED CALLS





# RESPONSE TIMES

	PRIORITY 1	PRIORITY 2	PRIORITY 3
AVG. TIME DISPATCH TO ON SCENE	<b>0:05:47</b>	<b>0:06:15</b>	<b>0:13:12</b>
AVG. TIME TO CLEAR	<b>0:29:58</b>	<b>0:37:32</b>	<b>0:15:54</b>
MINIMUM	<b>0:05:04</b>	<b>0:04:12</b>	<b>0:13:09</b>
MAXIMUM	<b>1:51:53</b>	<b>3:25:25</b>	<b>2:28:30</b>



# TRAINING

Proper training is paramount to the successful delivery of effective service to the community. In 2024, your officers received over 1,000 hours of training in many different areas. Proper training is directly related to quality delivery of service to the community and minimizes potential for litigation.



## TRAINING TYPES BY HOURS

24

EMERGENCY  
VEHICLE  
OPERATIONS

447

GENERAL  
TRAINING

427

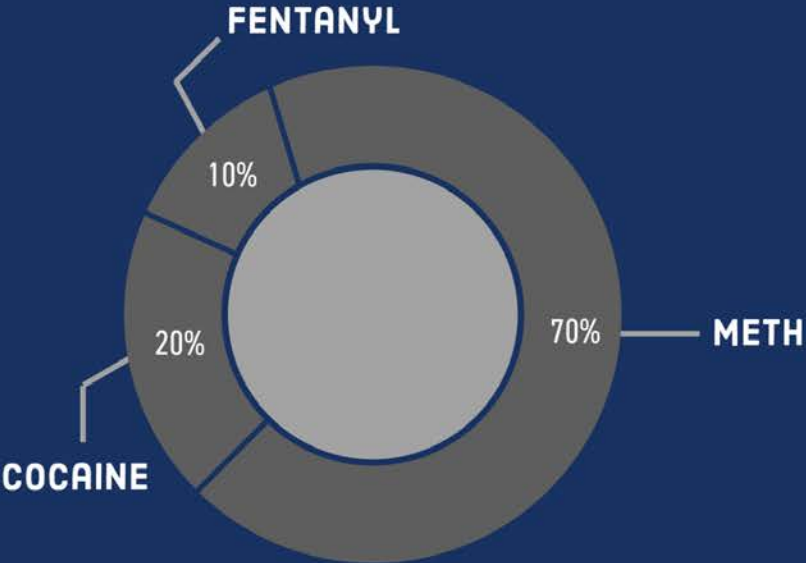
USE OF  
FORCE

145

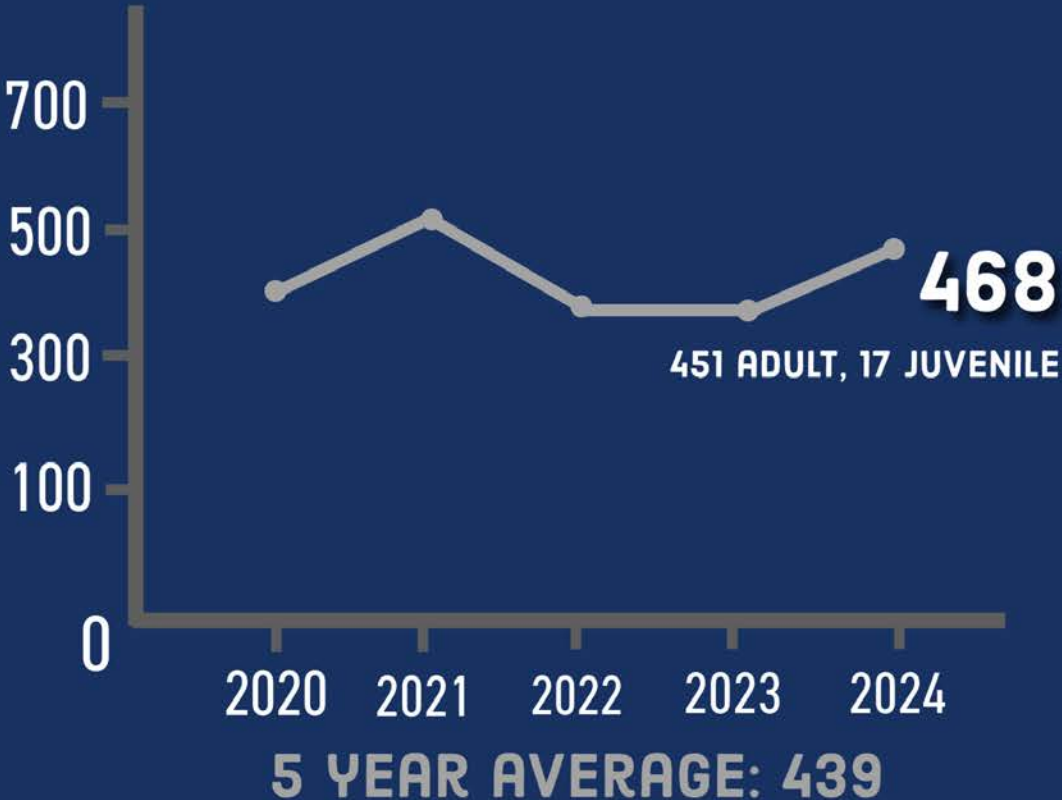
MENTAL  
ILLNESS/  
IMPLICIT BIAS/  
CONFLICT MGT



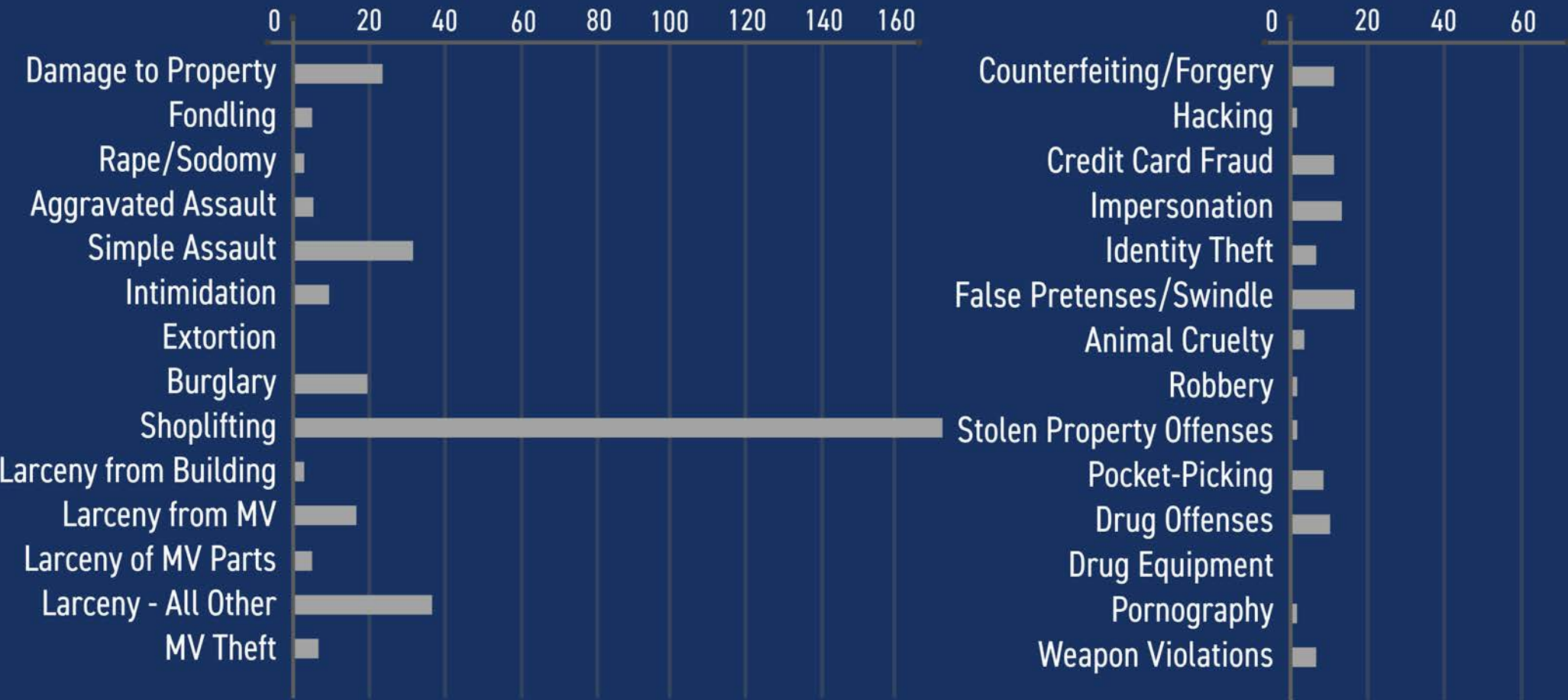
# ARRESTS



## DRUG RELATED ARRESTS

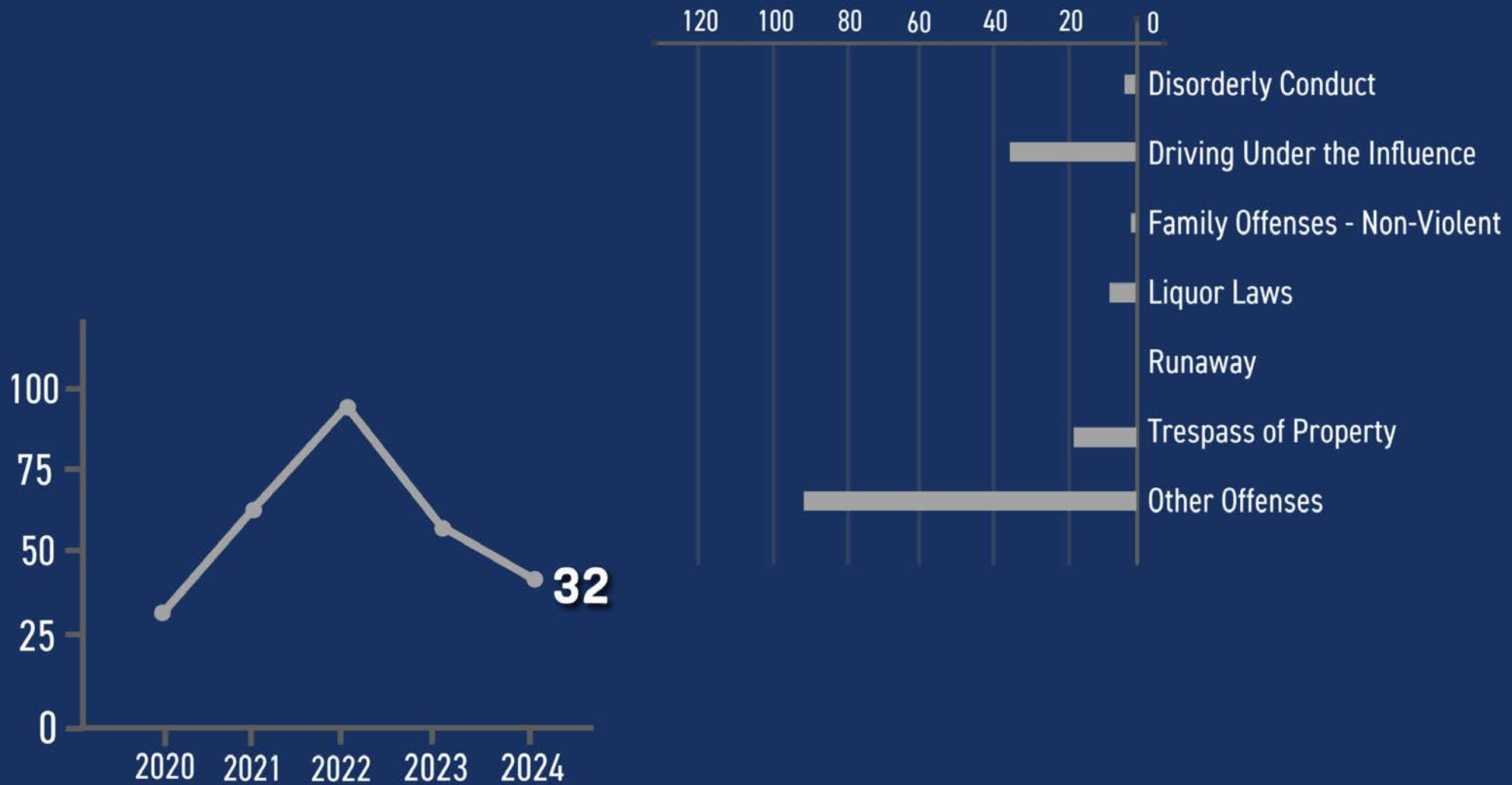


# CRIME STATS – GROUP A





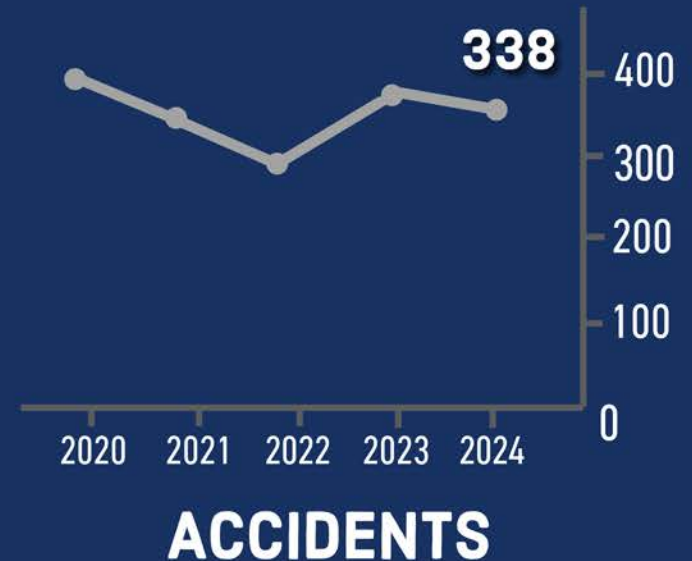
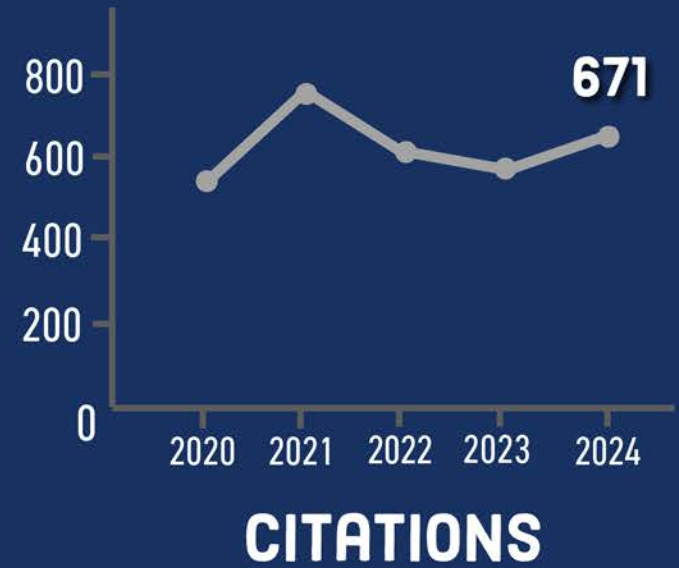
# CRIME STATS – GROUP B



**DRIVING UNDER THE INFLUENCE**

# TRAFFIC

Traffic enforcement is an important element in providing public safety services. Our goal is to influence the behaviors of those driving in our community to ensure safe roadways. Officers have the discretion to determine the best disposition to effectively influence those drivers' behaviors when conducting traffic stops. Routine traffic stops often lead to additional criminal behavior discoveries with additional consequences, which may include arrest and/or vehicles being towed.





# ACCIDENTS

**MV VS. ANIMAL**  
**PROPERTY DAMAGE**  
**HIT & RUN**  
**PERSONAL INJURY**  
**FATAL**


41 (38 Deer, 2 Bear, 1 Dog)

213

66

38

1



**TOTAL:**

**338**



**DOWN 6% FROM 2023**

# INCIDENTS

**2022 2023 2024**

911 Hang-up / Unknown Trouble	58	193	214
Accidents	388	343	338
Alcohol / Drug Incidents	21	9	20
Alarms	308	192	179
Animal Complaints	172	185	172
AOA	98	149	199
Assault	16	17	27
ATL	256	227	245
Burglary	42	35	20
Civil Matter	28	26	26
Check Hazard	90	137	132

**2022 2023 2024**

Check Welfare	172	187	194
Disturbance	240	159	157
Domestic Disturbance	84	87	65
CSC & Crimes Against Family	32	45	32
Fire	40	37	53
Forgery / Fraud	91	88	90
Kid / Neighbor Trouble	44	54	38
Lost / Found	46	74	72
Medical	732	774	925
Misc.	530	459	372
MV in Ditch	65	48	33





# INCIDENTS CONTINUED

	2022	2023	2024
Open Car Door	85	78	56
Order Violation / Harrassment	34	58	58
Parking Problem	37	27	19
Property Damage	95	48	49
Public Assist	56	109	86
Robbery	0	0	1
Runaway	6	8	14
SIFA	1398	1378	1089
Sudden Death	12	13	14
Suicide - Threats / Attempts	48	48	36
Suspicious Activity	241	195	173
Thefts	418	313	384
Traffic	2694	3166	3705
Traffic Control	28	25	17
Threats	30	39	24
Unwanted Person	92	84	142
Vehicle Prowl	39	59	18
Recovered Stolen Vehicle	5	6	6
Weapons / Shots Heard	15	12	9

**TOTALS: 8894 9191 9503**

# OFFICE ACTIVITIES

	2022	2023	2024
Backgrounds / Records Checks	106	168	133
Fingerprints	480	280	444
Liquor License Check	23	72	83
Massage License Check	16	26	13
Tobacco License Check	45	47	50
Pet License	65	52	58
Gun Permits	87	72	91
Archery Permit	125	141	134
<b>TOTALS:</b>	<b>947</b>	<b>858</b>	<b>1006</b>

**BACKGROUND/  
RECORDS CHECKS  
DOWN 21%**

**FINGERPRINTS  
UP 58%**

**ARCHERY PERMITS  
DOWN 5%**

**GUN PERMITS  
UP 26%**





**THANK YOU FOR YOUR  
CONTINUED SUPPORT IN 2024!**